



share
INTERNATIONAL INC



Disciple-Making Movement (DMM)
Training Manual
for Turkana People of Kenya

Table of Content

Introduction	Page 4
Case Study	Page 5
DMM Zone Hierarchy Table.....	Page 7
DMM Team Primary Roles.....	Page 7
Module I - Unreached Village.....	Page 10
Recommended Bible Passages.....	Page 22
Module I - Reached Village.....	Page 23
Recommended Contextualized Bible Passages.....	Page 27
Preparation and Practice for Module I & II.....	Page 28
3-Circles Narrative.....	Page 30
Module I Coaching Checklist.....	Page 32
Module II.....	Page 33
Paul's Missionary Journeys.....	Page 41
Acts "29" Church.....	Page 43
The Training Cycle - MAWL.....	Page 45
Generational Mapping.....	Page 46
4 Fields Mentoring Guide.....	Page 48
Coaching Circles.....	Page 49
Module II Coaching Checklist.....	Page 50
APEST.....	Page 51
Tips for Disciplemakers.....	Page 54
The 5 Phases of the Church.....	Page 58
6 Models of the Church.....	Page 60
How do you Start a Launch Group.....	Page 65
Accountability Groups.....	Page 67
Tools for Oral Learners.....	Page 69
Appendix I - Key Principles for Telling Your Story.....	Page 73

Training a Disciple to be a Disciple-Maker at the Grassroots Level

Introduction

[This manual is prepared for use primarily by SHARE International's trained staff and Missionaries (Motivators). A number of the text sections in both Module I & II can be simplified and contextualized further by staff and Motivators into signage bookmarks for oral trainee-trainer disciple-makers in the village.]

In 2017, SHARE began a journey with Big Life ministry to teach the oral Turkana people how to tell God's ("Akuj" in Turkana language) Story through the commonly used 3-Circles method. Our Motivators have been teaching the method in villages across Turkana land since then. It has widely taken hold.

In 2018, SHARE developed and began to teach and model a contextualized, easy to understand 2-stage method for *unreached* villages and a 3-stage method for *reached* villages. We dubbed the methods "3-Walks", "3-Circles" and "3-Walks", "3-Circles", "3-Stones" respectively. These two methods comprise SHARE's **Module I** of this DMM Training Manual. They are being effectively used in unreached and reached villages. The methods have initiated rapid multiplication of disciples and cell-groups/churches (or "Lighthouses"), some of which have reached 1st and 2nd Generation and must now be stewarded and sustained toward the 3rd and 4th Generation of the Disciple-Making Movement (DMM).

SHARE has also adopted and contextualized Big Life's **Module II** methodology into an easy-to-replicate manual for the oral Turkana learners. SHARE's Module II version builds on and advances the "3-Stones" (or 3/3rds) method to ensure believers become a growing network of 3rd and 4th Generation Lighthouses that continue to multiply and sustain themselves. Module II places greater emphasis on hearing, learning, discussing and applying the inspired Word of God (2 Tim. 3:16-17). SHARE has been making the Spoken Word of God available to the Turkana believers in form of solar-powered Audio Bibles, which are being widely distributed all across Turkana land. Module II is most applicable in clusters of more than a couple Lighthouses.

The training provided in this manual must be broken down to palatable bites for oral learners. The principles delineated are Biblical and must remain easily teachable, comprehensible, and reproducible by believers. The inspired Word of God (both written and spoken) must remain the primary teaching instrument for SHARE in advancing the DMM. SHARE is committed to provide as many audio and hard-copy Bibles across Turkana land as the Lord provides the funds to purchase and ship them. This manual will also serve as a reference tool if the trainers get stuck. But none of the principles in the manual will work without the power of the Holy Spirit.

The move of Akuj that has been demonstrated in Turkana land is by the grace of God and the faithful leadership of all involved. Believers in Turkana land are grasping, being inspired, and sharing their faith with their families and neighbors. Our prayer is that they will be equipped and be confident to replicate what they learn through this manual at the grassroots level in all the villages across Turkana land and beyond. It's all about "disciples making disciples" so that the Gospel multiplies faster through Akuj's faithful servants.

Sammy Muirimi

Director of SHARE International

Case Study

Lead Case Study for Establishing and Stewarding Discipleship Networks and Relationships in Turkana Land

(This case study demonstrates how a committed Turkana believer can make disciples of others in his/her own community. The study takes place in a village that is typical of most villages in Turkana Land - under the dominance of animistic beliefs propagated by witchdoctors, diviners, and sorcerers. This study will be SHARE's prototype for Module I & II. It will be used by DMM trainers to steward the emerging networks and relationships of disciples in cell-groups/churches ("Lighthouses") across Turkana Land to Generation 3 and Generation 4 – and beyond.)

Jackson Erus, a trained Missionary (Motivator), was deployed to his village of Chokchok in 2015 after training how to make disciples using a basic methodology he learned at the SHARE International Missions Institute (SIMI). He applied the methodology as a tool for reaching the unreached people in his village and planting a church there. Jackson's vision was to reach the 4,500 residents of Chokchok with the Gospel by 2020. His target was to form 45 cell-groups and baptize at least 3,500 people from the harvest.

Jackson met nine local leaders in 2015 who had a passion to reach their own people with the intention to train them to be disciple-makers. After a couple of training sessions, 9 groups were formed. They studied Bible stories, prayed together, had fellowship and ate together. That yielded a cohort of 135 people who put their faith in Christ and were baptized. But by 2018 the groups had stagnated! They had trained disciples who did not share their testimonies with others.

In the same year, Jackson attended training on how to make disciples that make disciples of others that was conducted by Big Life ministry at SHARE's SEND Center in Lodwar. He returned to his village and met with the 9 group leaders ("Champions"). He shared and practiced methodology doing these three main activities:

1. Proclaiming the gospel to the unsaved:

- i. Identification of unreached village by Motivators, area chief, and village elders
- ii. Finding persons of influence (persons of peace). That could be the area witch doctor!
- iii. Survey: Plan for surveying the identified village: size of population, existence of religions, point persons, access road to the village, water point, suitable site for camping, how to engage with the village elders.
- iv. Establishing contact with the villagers
- v. Plan for logistics of an evangelistic outreach
- vi. Travel to the village by SHARE International Team of Evangelism (SITE); familiarize with the people through introductions
- vii. Settling (pitching tents)
- viii. Door to door evangelism
- ix. Gathering for prayer
- x. Getting into smaller groups and commence teaching
- xi. Screening of The Jesus Film
- xii. Preaching and leading people to faith in Christ through confession and repentance
- xiii. Baptizing the new converts
- xiv. Launching (planting a church or Lighthouse)
- xv. Handing over Lighthouse to the trained Motivator

2. Discipling those who respond to the Gospel

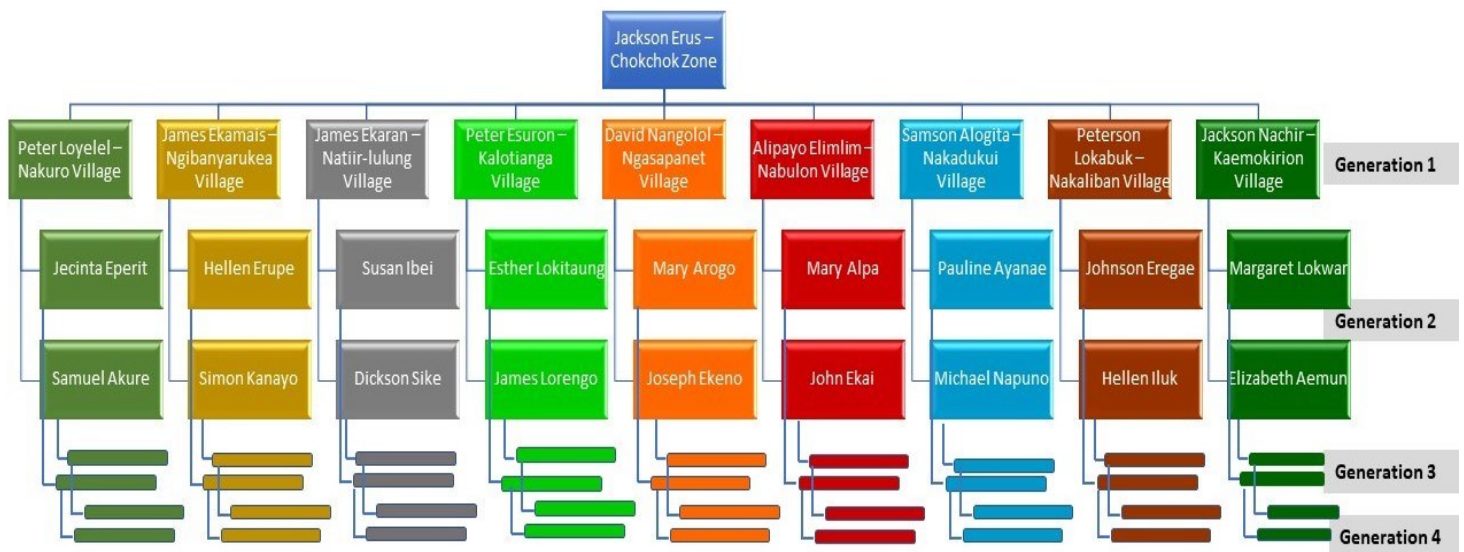
- i. Motivator begins to build relationships with new believers
- ii. Teaching Module 1 of Contextualized DMM Methodology ("3-Walks", "3-Circles", "3-Stones")
- iii. Arrange for ongoing Discipleship & Training of Champions: Recruit and equip leaders (AL Teachers, SS Teachers, Elders/Deacons, proven cell-group/church members) of cell groups of 6-8

people/disciples that will become networks of relationships that will learn and apply “3-Stones” Principle using audio Scriptures

3. Mentoring qualified disciples to serve as leaders

- i. Launch DMM Module 2: Contextualized DMM Methodology – Multiplication (Stewarding Networks & Relationships)
- ii. Follow the training cycle: **Model, Assist, Watch and Leave (MAWL); Apostle, Prophet, Evangelist, Shepherd (Pastor), Teacher (APEST)**
- iii. Jackson used the new approach in Chokchok and produced 9 more groups, resulting in 400 people being baptized! By 2019, Jackson had 18 group leaders (“Champions”) and was now conducting leadership training, with a target goal to reach the entire Chokchok village with the Gospel. By 2020, the 18 groups had been actively engaged in making disciples. They have now advanced to Generation 2 and are preparing to form more groups to meet the goal toward Generations 3 and 4!

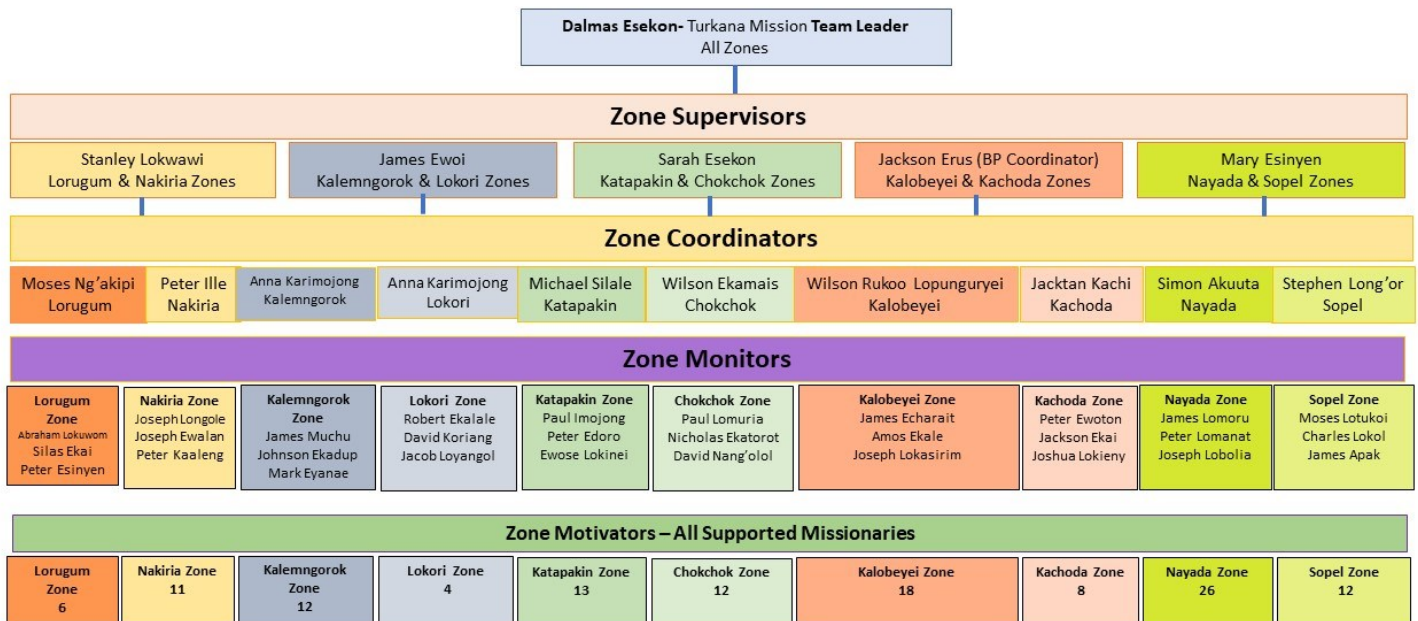
Lighthouse Church Network Chokchok Zone



As soon as Jackson reaches his target of 45 cell-groups with disciples that are participating in Bible Discovery study groups and sharing the Gospel, he will empower and facilitate the groups to form more groups (at least one by each group) resulting to 90 groups (Generation 3) and then to 180 (Generation 4). His prayer is that each of the 9 villages in Chokchok Community will be saturated with DMM cell groups with a minimum of 5 groups (5 generations) per village.

In order to determine whether the DMM methodology is producing the desired outcomes, vis-à-vis, reproducing disciples, a reporting and accountability structure for stewarding the DMM networks and relationships is necessary. SHARE has established a DMM Team of “Pauls”, “Timothys”, “Tituses”, “Silases”... in every Zone for that purpose. We call them “Supervisors”, “Coordinators”, “Monitors”, Motivators” and “Champions” that operate from the grassroots up.

DMM ZONE HEIRARCHY TABLE



DMM Team PRIMARY ROLES

SUPERVISOR:

- Reproduce Zone leaders that will have a growing character, able to teach, shepherd, and steward the DMM process.
- Coordinate the drafting, produce, and apply an amalgamated and contextualized teaching syllabus (methodology) by the end of 2020 for a disciple-maker based on two widely acknowledged functional methods – MAWL & APEST. The syllabus will incorporate the current “3-Walks, 3-Circles, 3-Stones” methodology, resulting in organic, sustained multiplication of disciples that develop and reproduce First- and Second-Generation leadership of congregations (Tit. 1:15-9; Acts 14:23; Eph. 4:7-13), beginning with the existing and identified cell groups.
- Ensure wholesome equipping of inspired and enthusiastic “living stones” that will reproduce multiplying healthy cell groups/churches.
- Spearhead the accelerated expansion of outreach, evangelism, and establishment of cell groups (churches) in targeted unreached villages in Turkana land.
- Monitor DMM accountability process and oversee all administrative, fundraising, and communication activities in his/her assigned Zone.
- Model and teach how to use Scriptures as a reproducible discipling tool in the “3-Stones” methodology stage and for instruction in DMM Leadership Development during Mini-STORMs.
- Establish his/her own multiplying cell group within his/her village/vicinity; make it a lifestyle.
- Oversee DMM Discipleship Center in his/her Zone under the supervision of the Operations Manager.
- Hold monthly DMM meetings with Coordinators, Monitors, Motivators, and Champions.
- Establish collaboration with potential evangelical ministries and organizations serving in his/her Zone.
- Provide monthly report to the Team Leader using the “Supervisor Report Form” (*to be developed*)

COORDINATOR:

- Coordinate and monitor all DMM activities in his/her Zone.
- Survey and collect detailed data of the unreached targeted villages.
- Reach out to the lost in the villages through evangelism and screening of *The Jesus Film*.
- Ensure equipping and implementation of the DMM Strategy and Methodology through all the Monitors, Motivators, and Champions in his/her Zone.
- Recruit and equip leaders (AL Teachers, SS Teachers, Elders/Deacons, proven cell group/church members) of cell groups of 6-8 people/disciples that will become networks of relationships that will learn and apply “3-Stones” principle using audio Scriptures.
- Establish his/her own multiplying cell group within his/her village/vicinity; make is a lifestyle.
- Participate in Mini-STORMs in his/her Zone.
- Hold monthly DMM meetings with Monitors, Motivators, and Champions.
- Provide monthly report to the Supervisor using the “Coordinator Report Form” (*to be developed*)

MONITOR:

- Preside over and monitor all Zone activities in conjunction with the Zone Coordinator
- Map out the unreached villages in their Zone.
- Oversee the implementation of the DMM Methodology by the Motivators and Champions.
- Support existing and new cell groups in remote villages through regular follow up, prayer, and encouragement.
- Assist in growing strong, self-multiplying, self-sustained, holistic cell groups (Churches) that produce strong, spiritual leadership, and discipleship teams.
- Establish his/her own multiplying cell group within his/her village/vicinity; make is a lifestyle.
- Participate in Mini-STORMs in his/her Zone.
- Hold monthly DMM meetings with Motivators, and Champions.
- Provide monthly report to the Supervisor using the “Monitor Report Form” (*to be developed*)

MOTIVATOR:

- Reach out to the lost in villages through evangelism and screening *The Jesus Film*.
- Lead people to the saving grace in Christ.
- Present the Gospel by telling their story and Akuj’s story.
- Engage in daily prayer walks.
- Baptize and teach believers how to reproduce disciples.
- Initiate cell groups that will reproduce First- and Second-Generation Fields
- Model and teach how to use the “3-Walks” and “3-Circles” methods to tell Akuj’s story.
- Model and teach how to use solar audio Scriptures and the “3-Stones” principle.
- Ensure training starts with each cell group leader (Lighthouse Champions)
- Ensure Generational Champions are strong and proven practitioners of the “3-Walks, 3-Circles” methodology.
- Select from each village within the Zone, 2 people to be trained each month at the DMM Center
- To learn and practice the “3-Stones” methodology
- Train/equip the Generational Champions how to use and advanced, contextualized syllabus/manual to guide them in learning and applying the “3-Stones” methodology that will lead towards organic, sustained multiplication of disciples that develop and reproduce First- and Second-Generation leadership of congregations.

- Make frequent visits to do further teaching, modeling, and verify believers are skilled and active disciple multipliers at multiple cell groups (Lighthouses)
- Hold monthly DMM meetings with Champions.
- Provide monthly report to the Supervisor using the “Motivator Report Form” (*to be developed*)

CHAMPION:

- Survey, gather data, and make the initial contact with the village leadership (including the witchdoctor/persons of peace)
- Share the Gospel (evangelize) and lead people to Christ.
- Coordinate, steward, nurture, and assist believers in their spiritual growth and evangelism using the “3-Walks” and “3-Circles” principles.
- Recruit and equip leaders (AL Teachers, SS Teachers, Elders/Deacons, proven cell group/church members) of cell groups of 6-8 people/disciples that will become networks of relationships that will learn and apply “3-Stones” principle using audio Scriptures.
- Monitor the use of the audio Scriptures to make sure they are properly distributed and utilized.
- Hold monthly DMM meetings with leaders of the cell groups to discuss progress.
- Provide monthly report to the Supervisor using the “Champion Report Form” (*to be developed*)

The following is the in-depth, step-by-step process based on the Chokchok Community case study that will be replicated by the Zone Leadership Teams of DMM Supervisors, Coordinators, Monitors, Motivators, and Champions - from the grassroots up - across Turkana land.

Module I

Unreached Village

Contextualized DMM Methodology: “3-Walks”, “3-Circles”

Overall Objectives:

- To Tell and Model Akuj’s Story
- To Lead People to put their Faith in Christ as Savior
- To Teach and Model the Call to Make Disciples that Make Disciples of Others

Step 1 (1 Week): Outreach

- i. Identification of unreached village by Motivators, area chief, and village elders
- ii. Finding persons of influence (persons of peace). That could be the area witch doctor!
- iii. Survey: Plan for surveying the identified village: size of population, existence of religions, point persons, access road to the village, water point, suitable site for camping, how to engage with the village elders.
- iv. Establishing contact with the villagers
- v. Plan logistics of an evangelistic outreach
- vi. Travel to the village by SHARE International Team of Evangelism (SITE); familiarize with the people through introductions
- vii. Settling (pitching tents)
- viii. Door to door evangelism
- ix. Gathering for prayer
- x. Getting into smaller groups and commence teaching
- xi. Screening of The Jesus Film
- xii. Leading people to faith in Christ through repentance and confession

Step 2 (2 Days): Teaching Module 1

Day 1:

1. Staff or Motivator - All in One Group (45 min): -

- a) Welcome, introductions, time of worship and prayer (all).
- b) Break into major groups (men, women, young men, young women, children).

2. Staff or Motivator (15 min):

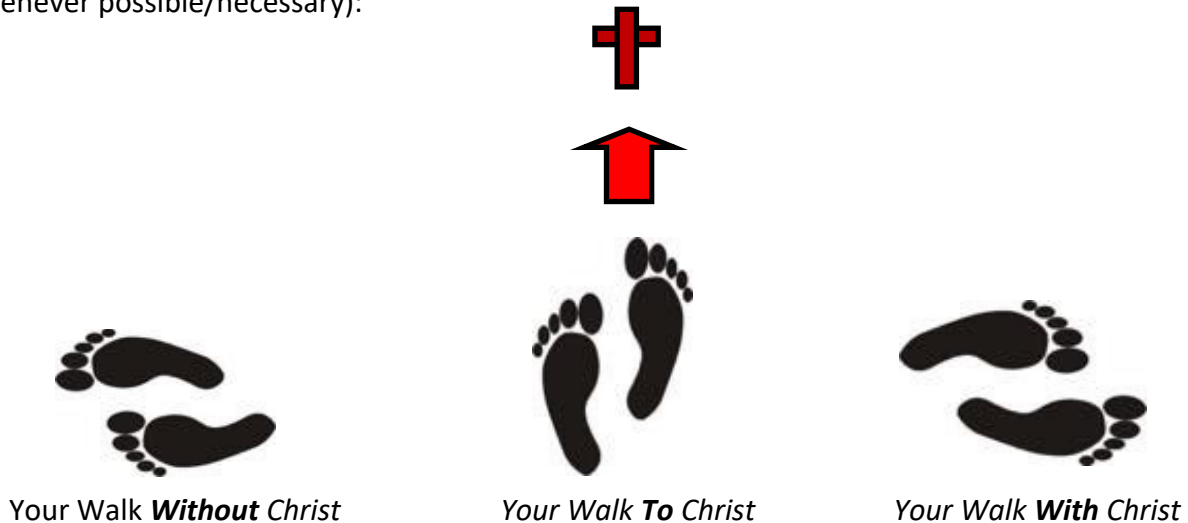
- a) **“Can you tell me where you came from (not your village!)?”**
Some may respond: “I was born by my mother”. Others may say “Akuj (Unknown Supreme Being) created me.” (Note the word “Akuj” and use it whenever you refer to the Akuj of the Bible.)
- b) **“What does it mean to ‘create’?”** (This can be a very interesting and teachable moment!)
 - i. Ask them to create something out of nothing. (Not possible for man.)
 - ii. Ask them whether they can create another human being like themselves, or whether they can self-create.



c) **Introduce Staff or Motivator**

- i. *"Would you like to know where you came from; where all that you see came from?"*
- ii. *"I would like to introduce to you someone that Akuj has sent to us from a long, long way away to answer that question."*

3. **Staff or Motivator (60 min)** (Use picture magnets as much as possible to demonstrate. Remember more are oral learners.):

- i. **Your Story** (See example of how to tell YOUR STORY in Appendix 1 - page 60): Personal testimony as bridge to sharing Akuj's Story – The Gospel (use the "3-Walks" imagery below. Use magnetic pictures whenever possible/necessary):

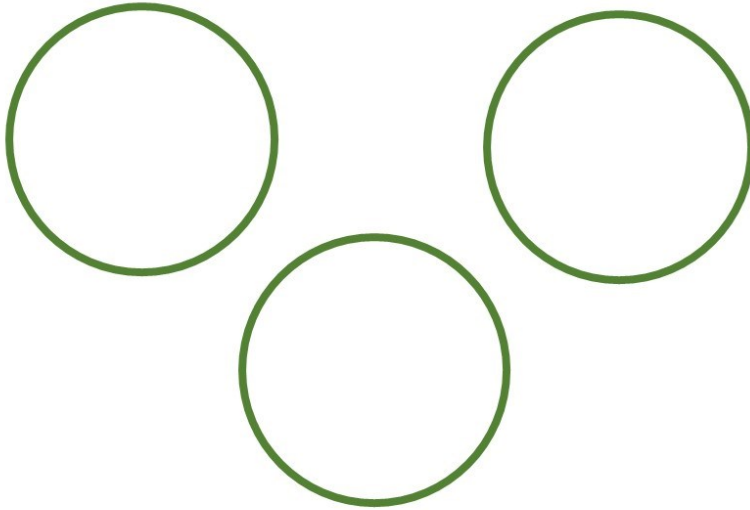


- Tell about your life **before** following Jesus.
- Tell them **why** you chose to follow Jesus: -Play your own chosen verse (passage) from the Spoken Word () that is associated with your testimony (see recommended list from NT list on page 22), then tell your personal story (testimony). Be sure to explain clearly how the Spoken Word () is the truth and authoritative and what role it played in transforming your life.
- Your life **after** following Jesus: - The difference He has made in your life.
- Tell them that we are here to share with them the story that changed our lives, and how it can change their lives as well.





e) Akuj's Story (The Gospel):

- Draw Three Blank Circles on the white board, or on the ground.

God's Story

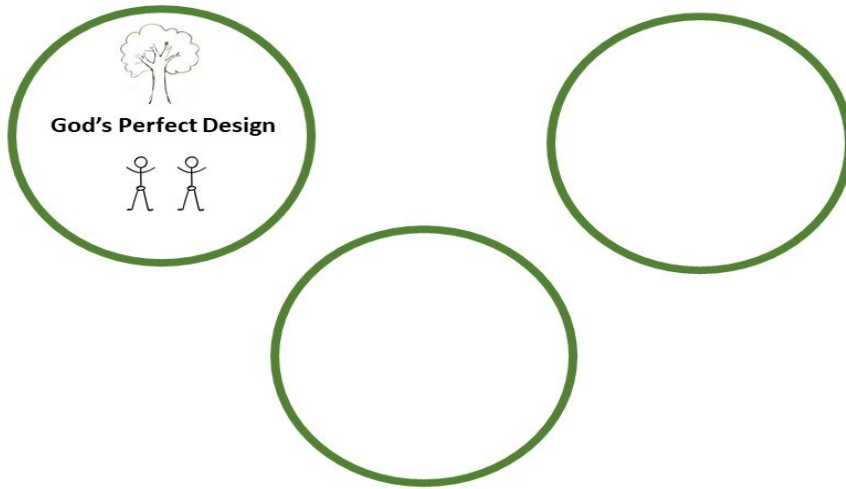


Share Concepts of the First Circle – Akuj's Perfect Design

- ⇒ ***"Akuj has sent me to this particular village, to you, to tell you where it all began. How/where did it all begin?"*** (Give them time to really think about that and respond. Some may refer to traditional mythical beliefs about creation. Some may say, "We don't know!")
- ⇒ Mention that you have come to introduce the ***"Supreme Being"***, the ***"Unknown Akuj"*** to them.
- ⇒ ***"Do you think the 'Creator' would love to tell you about Himself and His own creation?"*** (Most likely all will say, "Yes!").
- ⇒ ***"Well, that's what we, His creation just like you, have come to share with you. The Creator has revealed that to us through His Spoken Word (hold up ) , which He has also written as a "Letter" (hold up the Bible) to us. Would you like to hear and know in your heart what He says in His Letter to you and me?"***
- ⇒ Play one or two passages in Audio Bible () on the "Supreme Being" and Creation (perhaps choose from Acts 17:22-28).
- ⇒ Ask two or three people from the audience to come up and place picture-magnets of created things inside the First Circle (keep the session as interactive as possible - call out those that may be caught dozing!!)
- ⇒ ***"What else did 'Akuj' create?"*** (They will probably say sun, moon, stars, mountains, sand, rivers, air, etc.)
- ⇒ Play another creation passage from Audio Bible to affirm Akuj's Spoken/Written Word ( ).

- ⇒ Point to the circle and ask: “How does Akuj’s original creation look like to you?” Direct their attention to **Akuj’s Perfect Design**.

God’s Story



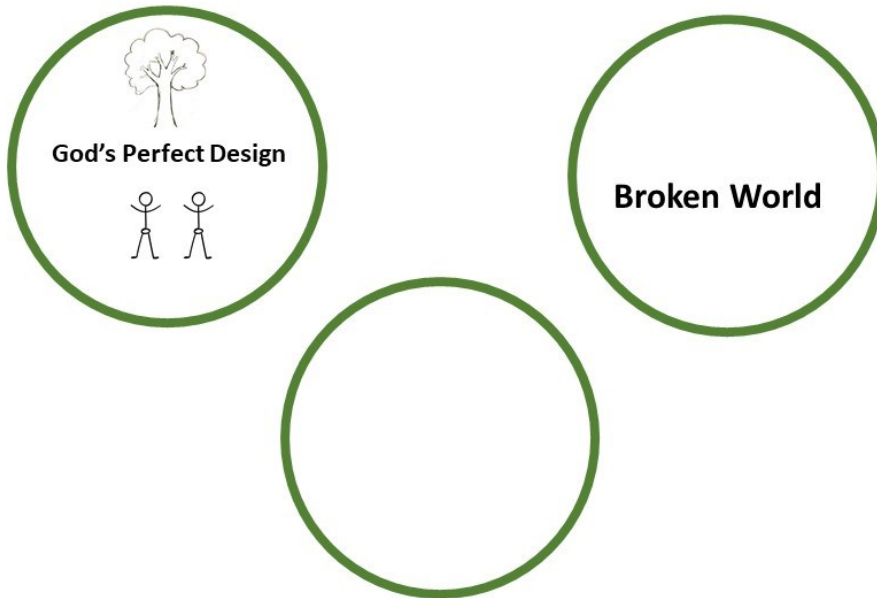
- ⇒ Mention how Akuj created the first man (Adam) and the first woman (Eve) and placed them in a beautiful garden called Eden. Akuj spent time with Adam and Eve in this paradise that He had created for them. Akuj walked with them and had conversations with them. It was perfect! He even had Adam name all the animals and told them that man was to rule over the animals (Turkana people are pastoralists). There were also beautiful fruit trees, bushes and flowers in this garden. Akuj loved Adam and Eve that He even gave them **free will** to choose to love (or not love) Him.
- ⇒ Akuj supplied everything Adam and Eve needed. There were even streams of water. Akuj gave Adam and Eve this command “Do not eat of the Tree of Knowledge of Good and Evil’- warning them that if they did, they would die. There were many wonderfully delicious fruit-trees from which they could eat - just not this one.
- ⇒ Mention that Akuj has a perfect design for our lives today and always has had that plan. He created us in His image that we might love and worship Him and be loved by Him.
- ⇒ But how is the world today? Ask them to tell how different the world today is from Akuj’s perfect design. They will probably mention diseases, famine, hunger, thirst, hatred, raids, killing...).
- ⇒ Would you like to know what happened? (They will definitely say “Yes!).

4. All stand (15 min): - Lead them in song.

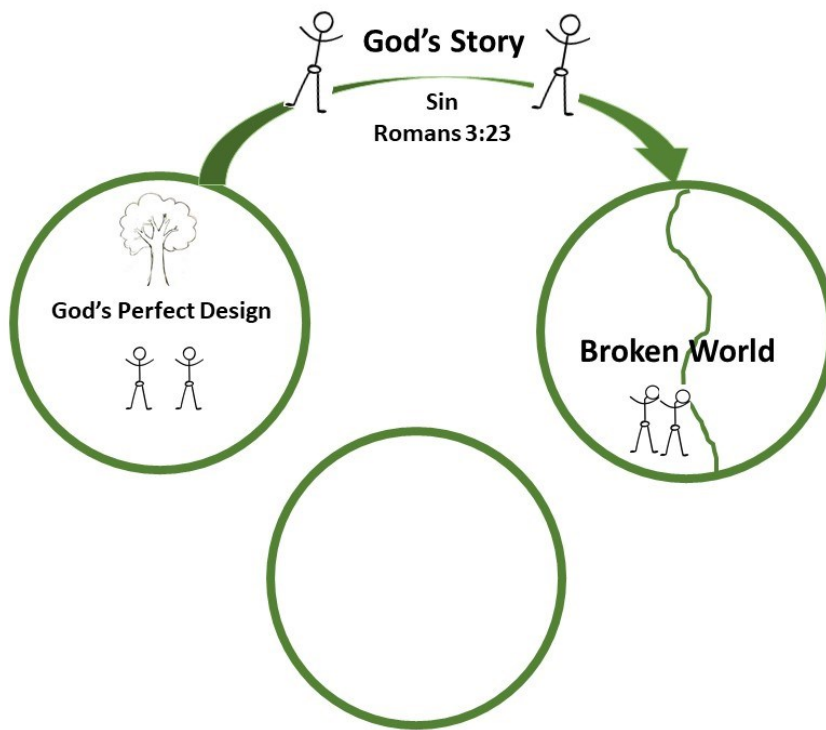
5. Staff or Motivator – The Broken World (60 min):




- i. Your story: Personal testimony as bridge to sharing Akuj's Story - The Gospel (See Day 1:3:i)
- ii. **Akuj's Story: The Gospel**
 - **Share Concepts of Second Circle - The Broken World**
 - ⇒ Draw attention to the Second Circle on white board.

God's Story

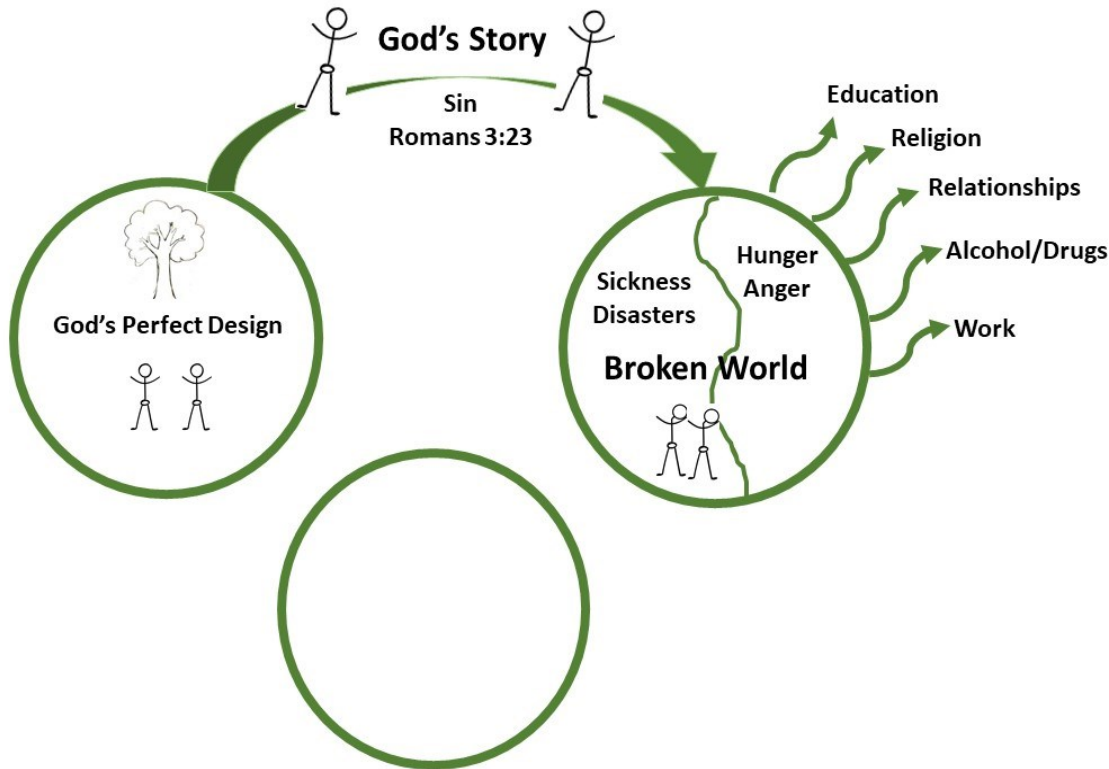


- ⇒ What happened to **Akuj's Perfect Design/World?**
- ⇒ Play a passage from Audio Bible about the Broken World.
- ⇒ Tell the story of The Fall:
- ⇒ Remember the one warning Akuj gave to Adam and Eve? (Allow them to answer). How many of you, when you tell your children to do something, expect that they will do it? What happens if they don't? One day when Adam and Eve were walking in the garden, an evil serpent (snake called "Satan") came to them and told them that Akuj didn't really mean what He said, that they shouldn't eat of the Tree of Knowledge of Good and Evil. The fruit of it was very beautiful. The serpent said to them "Why would Akuj put this tree here in front of you unless He wanted you to eat of it? Surely you won't die if you eat its fruit." So, Adam and Eve disobeyed what Akuj had told them - first by letting an animal rule over them, and second, by eating the fruit of the forbidden tree. Immediately after they had eaten the fruit, they knew they had done **something wrong** - that they had **sinned** against Akuj by disobeying Him. Then they tried to hide from Akuj. But Akuj called to them and they finally told Akuj what they had done. Do you punish your children if they don't do what you tell them to do? Should Akuj have punished Adam and Eve for doing exactly what He had told them not to do - for not obeying Him? He did. He cast them out of the garden - this paradise He had created for them. From that point on, man and woman were under the curse of death.



- ⇒ That's how this Broken World began! Akuj told the man that He would have to toil in the dirt for the rest of his life to grow food. He told the woman that she would experience pain in childbirth. Akuj also told them that they would not live forever - that they would die one day. Was this a fair punishment for deliberately disobeying Akuj's command - the Akuj who created them and all things?
- ⇒ Do you think Adam and Eve could have chosen to obey Akuj? (Yes!)
- ⇒ So, what do you think was the **root cause** of their disobedience? (Solicit responses. Give them time to think. You want them to "discover" for themselves the free will given to all by a loving Akuj and **how deceitful the heart of every man and woman is**, inclined to **disobey and sin** against Akuj.
- ⇒ **Would you like to hear and know in your heart what Akuj points out to be the cause of this Broken World ?**
- ⇒ Show how this world is really broken because of us (**me**) – a **disobedient and sinful man**! Let them **feel remorseful** for the **pain** they have caused Holy Akuj who had created a perfect world for them. Read/listen (  to Romans 1:18-20 & 28-32 - about Akuj's wrath against sinful man (highlight/emphasize the key clauses about Akuj's revelation – grace – to man and His wrath because of man's disobedience)
- ⇒ Play a passage or two from Audio Bible () on the "Broken World" (sin).
- ⇒ Is there anything you can point at right here in your village that makes you **know** you live in a Broken World? (Disease, disasters, crime, extreme desert heat, hunger, thirst, death, broken families, livestock raids...). There's a lot of pain in this world!
- ⇒ Would Adam and Eve – you and me - ever be able to walk and talk with Akuj like they had before? Would this relationship they had with Akuj ever be made right?
- ⇒ We try to fill the void left by this separation from Akuj with things (draw outgoing arrows): money, more wives, goats, power, position...

- ⇒ But we can never please/appease Akuj through these things, through our own efforts. So, when we die we are eternally separated from Akuj, punished forever in Hell - all alone in a fiery place. This is the penalty for our sin.
- ⇒ What are some of the ways (devices) you use here in your village to escape your Broken World? (Drugs, alcohol, wealth accumulation, education, relationships, religion...). Have these attempts eliminated pain? Do they work? (No!) None of these will ever make us right with Akuj.



- ⇒ But do you think Akuj had a **plan and a purpose** when He created the first man and woman and placed them in His perfect world? (Solicit responses). His plan was **perfect & good!** That plan included you and me – today! (Say that with excitement.)
- ⇒ Would you like to hear and learn about Akuj's perfect and good plan for you today?
- ⇒ Come early tomorrow morning. Akuj has Good News for you. That's the reason He sent me (us) to this village.

6. All stand (15 min): -. Lead in song, reiterate the importance of being here early tomorrow and ask them to invite others. Close in prayer.

7. All: View The Jesus Film.

(Total Time Day 1: Approx. 3½ Hrs)

Day 2: - ALL IN MAJOR GROUP

8. Staff or Motivator (30 min): -

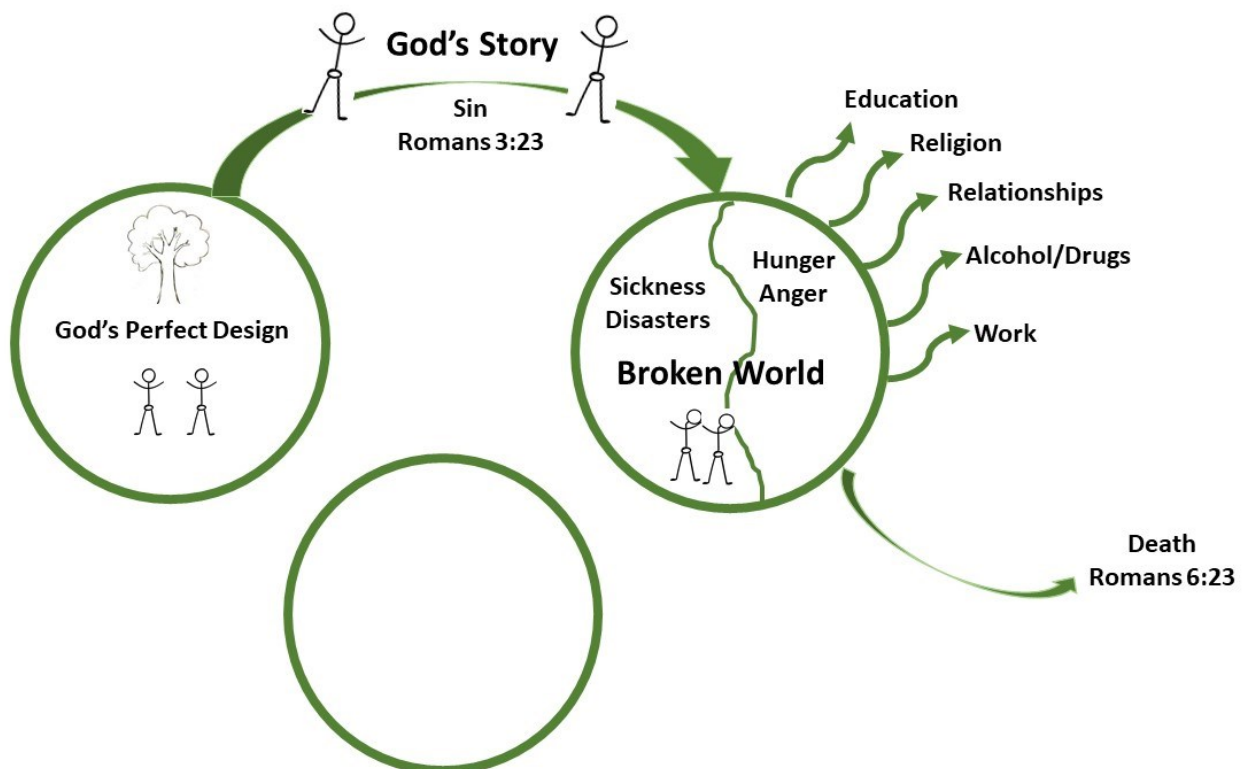
- Draw Audience's Attention, Worship & Praise; Prayer
- Recap:

- ⇒ Ask: - "Can one of you that was here yesterday tell us (describe/draw) what we learnt together?" (Try not to mention about Akuj's Perfect World or the Broken World. Give them time to recall, interact with one another, and pick someone from among them to respond on their behalf.)

- ⇒ Draw their attention to the sinful nature of every man's and every woman's heart. Allow time for the Holy Spirit to paint in their hearts and mind the awful, sinful, broken state of the world (village) they (we) live in.
- ⇒ Ask if anyone would like to share their own testimony of how they personally (may) have committed or caused any of the evil things in their village/family. What you are trying to do at this point is zero in on **personal responsibility** for the broken world they (we) live in. Make it real to them.
- ⇒ Would you like to hear and learn about Akuj's perfect and good plan for you today? Would you like to hear the Good News?


9. Your Story & Akuj's Story (The Gospel) (60 min):

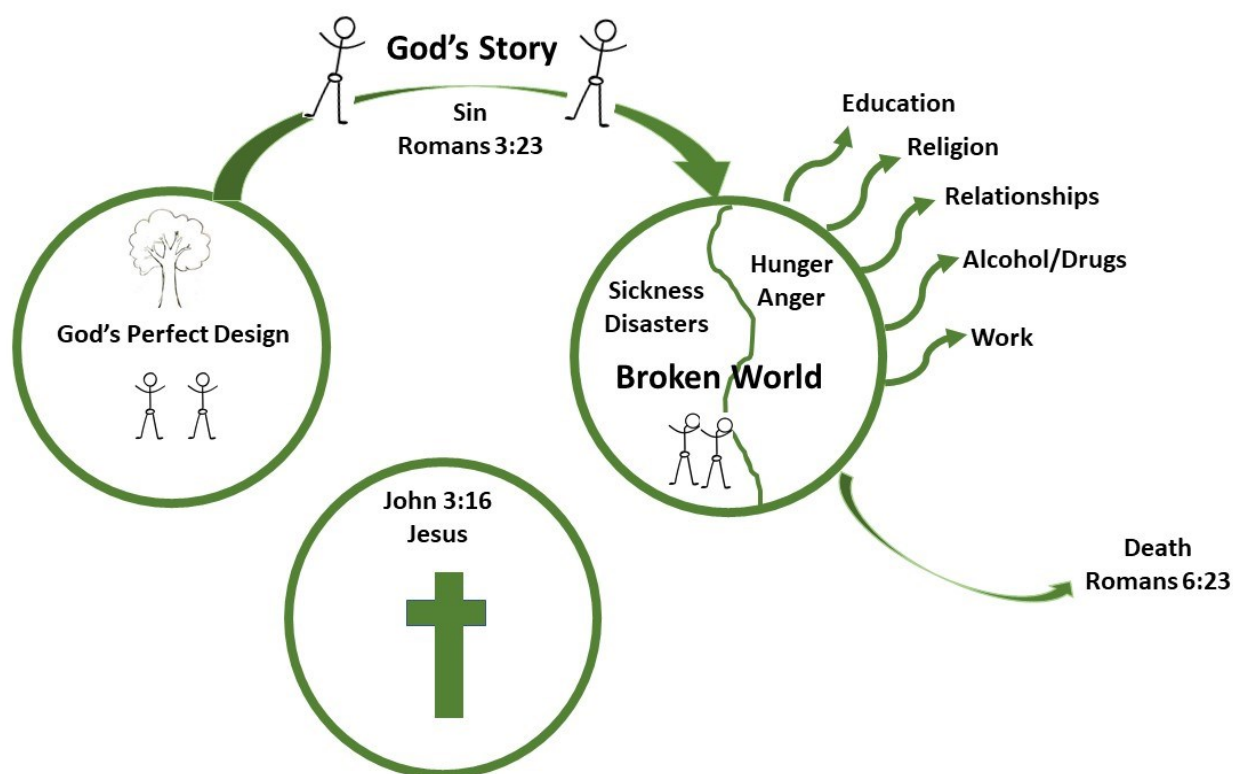
- i. **Your story:** Personal testimony as bridge to sharing Akuj's Story - The Gospel (see Day #1:3:i)
- ii. **Akuj's Story (The Gospel)**
 - **Share Concepts of the Third Circle - Redemption/Salvation**
 - ⇒ Draw attention to the Second Circle on the white board
 - ⇒ Remind them that Akuj's original design and plan for man and woman was perfect. That He created everything for us to have, and to have a relationship with Him. That Akuj designed us to worship Him and to be with Him. That sin separated us from Akuj. Ask: "Do you think 'Akuj' has every right (Akuj's justice) to destroy you (us) because of your (our) own willful disobedience to His original design for man?"







- ⇒ "But we bring you Good News to you today!" This is the most critical moment. They are anticipating hope. The Holy Spirit will be convicting them of sin. Many will at this point will desire to know how they can **save themselves** from Akuj's rightful judgment/wrath. Give them hope! That Akuj has made a way out! Introduce Akuj's perfect design, **outside of themselves**, to reconcile them (us) to Himself.

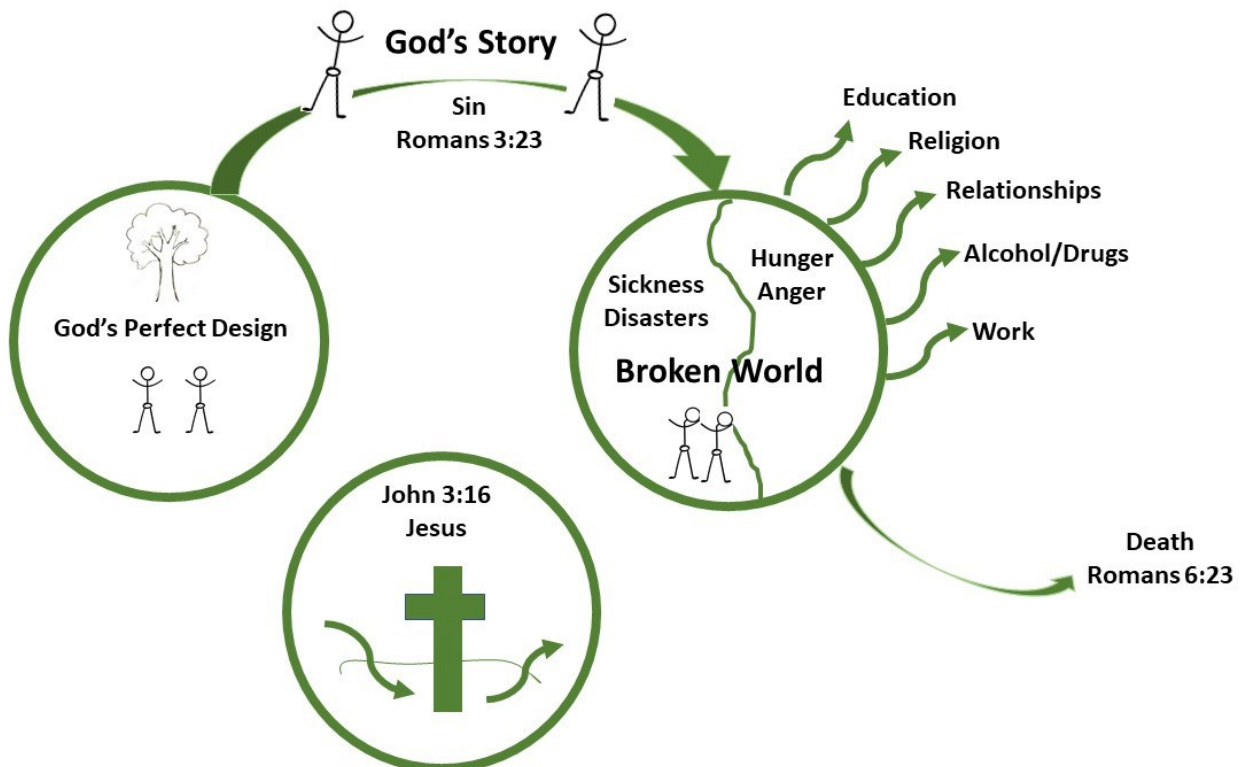
⇒ Ask: “How many of you would like to find out and personally know the **ONLY WAY OUT**? How many of you would like to be saved from your desperate situation/condition?”



- ⇒ Play a passage from Audio Bible () on Redemption/Salvation through Christ (e.g. of lost sheep/ goat, found by another man and how the owner has to “redeem” it.)
- ⇒ Mention how much Akuj loved (loves) man and would not let him go!
- ⇒ Introduce Akuj’s perfect design – Christ the Savior.
- ⇒ Talk about the “redeeming blood” (the Turkana men will understand that analogy of shedding blood for reconciliation.)
- ⇒ Introduce the Cross. (Draw the Cross. Make sure they understand you are not talking about a “crucifix”.)

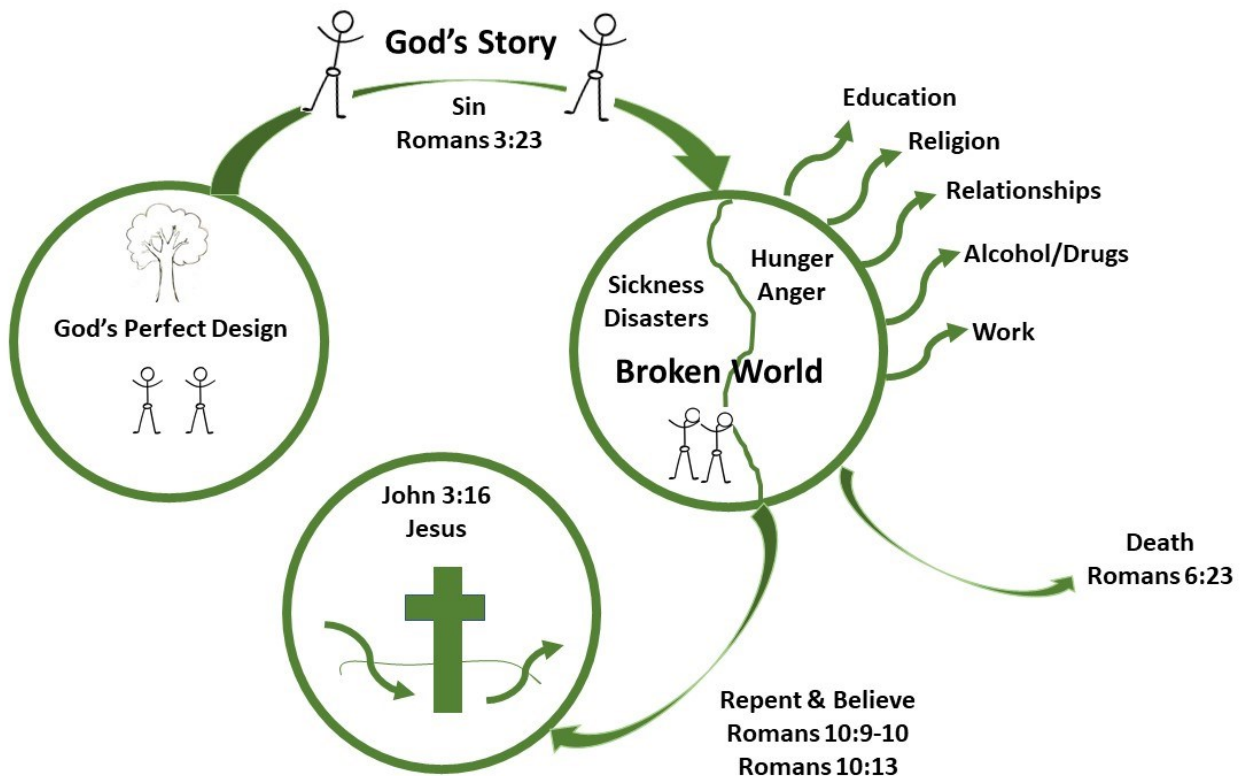


- ⇒ Play/Read ( ) Romans 5:6-10 - Christ died to pay the penalty for sin and rose again to give new life.
- ⇒ Mention that as the Creator of everything and because He loves us so much, Akuj allows us the choice to love Him or not. That, just like Adam and Eve we have chosen poorly, resulting in sin and darkness. We are cut off from our Holy Akuj because of sin.
- ⇒ **The Good News:**
 - Even so, Akuj loves us so much that He chose to send His only Son, Jesus Christ, to become like us, to know us, to know our longings, struggles, temptations and joys, and ultimately to carry our sins away, so that we might be made right with Akuj.
 - Play/read ( ) Jn. 3:16-17.

- How else can we have a relationship with the Holy Akuj unless our sins are forgiven? In the greatest demonstration of love ever recorded, Akuj sent His ONLY SON, in human flesh, to live a life and DIE for our SINS. ALL OF US! Jesus led a SINLESS life, was PUNISHED and Nailed to a Cross to DIE for OUR SINS! He chose to take upon Himself our sins, everything that we have ever done or will do that is sinful.
- Then He suffered a terrible death, nailed to a wooden cross for us-in our place, thereby bringing about Akuj's forgivingness of our sins - justifying us before the Holy Akuj (Rom. 5:8).
- Christ took ALL the judgement and Separation from AKUJ that WE ALL DESERVED!
- But Akuj's love and grace do not end there, on a cross or in a grave. After being dead for 3 days, Jesus came back from the dead, conquering sin and death forever, so that we might be with Him forever. Death no longer has any power over those who believe in Christ.





- Even now, in this life, we can have the Holy Spirit, Akuj's Spirit, live in us and intercede for us before Akuj. But first we have to make the choice to accept His free gift of salvation - this amazing gift of love and mercy, or die in our sin. This is the greatest and most important choice you will ever have to make.
- So, you ask "What do I do to receive eternal life?"
- Play/read ( ) Rom. 10:9 in Audio Bible: This is a FREE gift – given to you by Jesus. He offers you victory over your sin and death today. He is the ONLY WAY for you to return to Akuj's original perfect design for your life.





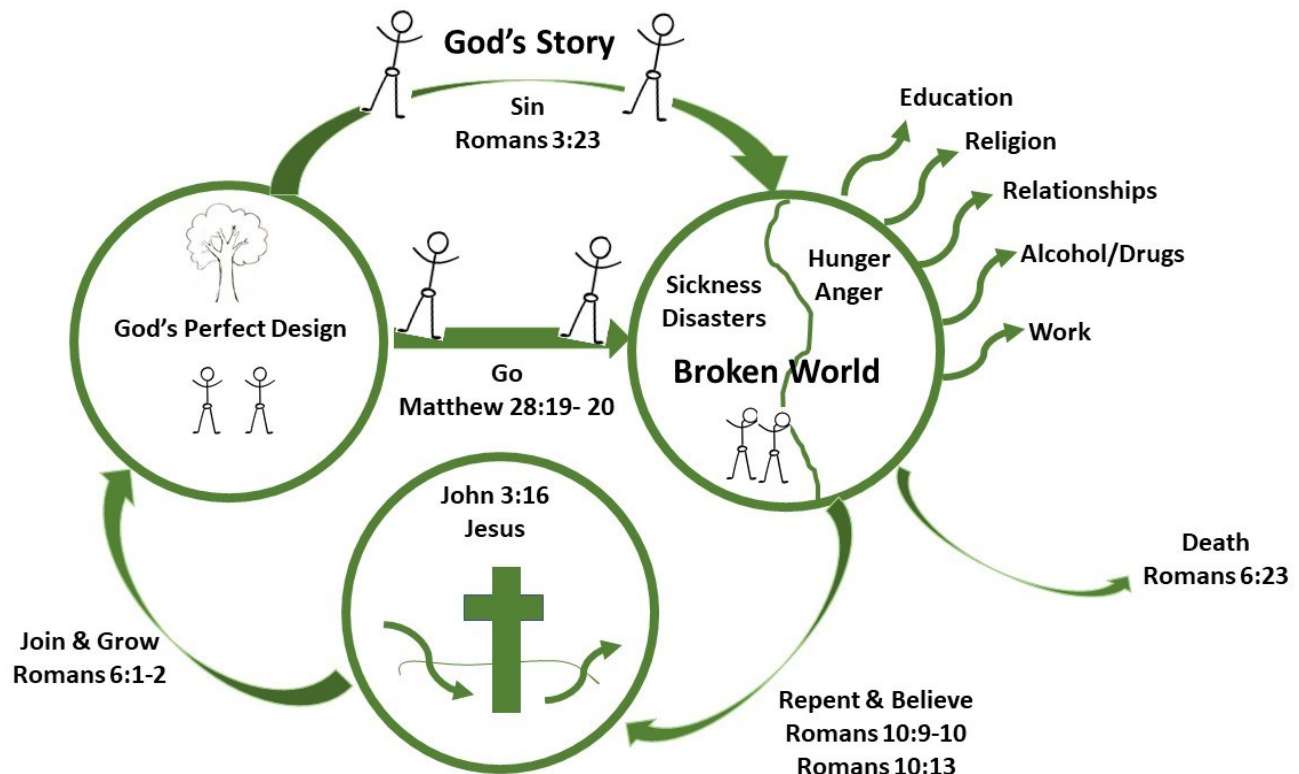
- Forgiveness of Sin and right standing with Akuj belongs to you and others today through Jesus Christ alone.
- My question to you is – ***Do you believe?***


10. Staff or Motivator (45 min):

- Recap: Invite one or two people to share and demonstrate (on white board) what they have learnt from the concepts of the Three Circles.
- Ask how many will go back home and share their own testimony and the concepts with others in their village.
- Conclude by inviting those that would like to put their faith in Christ as Savior. Lead them to saving faith.

⇒ Play/read ( ) Rom. 10:13 on Audio Bible (Assurance of salvation). Pray with/for the new believers. Record their names.

⇒ Play/read ( ) Mat. 28:19-20; Rom. 10: 14-15: - Making Disciples that Make Disciples. Challenge and encourage the new believers (disciples) to go share the Good News with others in the village and beyond using the 3-Circles.



⇒ Distribute some Audio Bibles  to those that demonstrate seriousness about sharing their faith with others. Record the names of the recipients and follow up to be sure they use the devices as instructed.

⇒ Explain and invite for baptism. That baptism is a "picture" of the Gospel symbolically joining us with the death, burial and resurrection of Jesus Christ. It is always joined with belief in Jesus Christ as one's Savior. Baptism on its own is not an act of salvation, but is "married" with belief as an act of confession to Akuj to follow Jesus Christ as Lord (Verses to use for Leading People to Christ: Rom. 3:23, 6:23a; 5:8; 6:23b; 10:9-10; Eph. 2:8,9; Jn. 3:16,17; Rev. 3:20. Verses for Assurance of Salvation: 1 Jn. 1:9; Jn. 1:12; Mat. 10:32,33; Heb. 6:18; 1 Jn. 5:13; Js. 4:13-17).

11. ALL: - Baptisms (120 min):

- Proceed to Baptisms
- Launch the New Church and hand over to the trained Motivator
- Regather for Benediction Service and Goodbyes
- Visit and minister in nearby homesteads if time allows

(Total Time Day 2: Approx. 3½ Hrs)

Recommended Bible Passages () :

BIBLE STORIES	RELEVANCE IN TURKANA TRIBE
Creation Account in NT: Mat. 19:4; Mk. 10:6; Jn. 1:1-3. 10; Acts 4:24; 17:24-26; Rom. 1:18-20, 28-32; 1 Cor. 15:45; Col. 1:16; 1 Tim. 2:13; Heb. 1:10; ...	Unreached Turkana people believe everything seen was created by a powerful “Supreme Being”, but they don’t know who that is. They believe the Supreme Being is associated with and dwells in with the sky, mountains, sun, moon, and stars.
Broken World (Sin) Account in NT: Jn. 4:1-26; Rom. 1:18-20, 28-32; 3:23; 5:12, 19a; 6:23; 2 Tim. 3:2-4; Js. 4:17; 1 Jn. 1:8; 3:4, 8a; Mat. 13:49-50; ...	Unreached Turkana people know there are wrong (evil) doers and offenders in their own communities, but they don’t associate the evil with “sin”. They have mechanisms through which they settle major disputes and conflicts, including animal sacrifice and fines, administered by community elders.
Salvation Account in NT (Christ’s Sacrifice, Death & Resurrection; New Birth & Assurance of Salvation): Jn. 3:1-21; Mk. 5:1-20; Rom. 5:6-10; 10:9-10, 13; 2 Cor. 5:17; ...	Unreached Turkana people believe a bad person (defined by character) can reform and live with dignity through his/her own human effort. But inward transformation through repentance and New Birth is foreign to them.
Disciples-Making-Disciples Account in NT: Mat. 28:19-20; Lk. 10:1-9; Rom. 10: 14-15...	Turkana people in general learn lifestyle skills through generational “apprenticeship” and initiation rites – passing on from parents to children. For example, there is a recognized special season when a young Turkana man is initiated from youth to adulthood (“Asapan”). An initiation candidate is adopted by a person not related to him. The “adopter” trains the “adoptee” in all aspects of manhood and leadership, and is expected to do the same with the next generation after him.

Reached Village

Contextualized DMM Methodology: “3-Walks”, “3-Circles”, “3-Stones”

Overall Objectives:

- Model and teach how to tell Your Story/Akuj’s Story
- Model and teach how to use 3-Circles (as and reproducible evangelistic tool)
- Model and teach how to use Scripture and 3/3rds Principle (as a personal or group reproducible discipling tool)

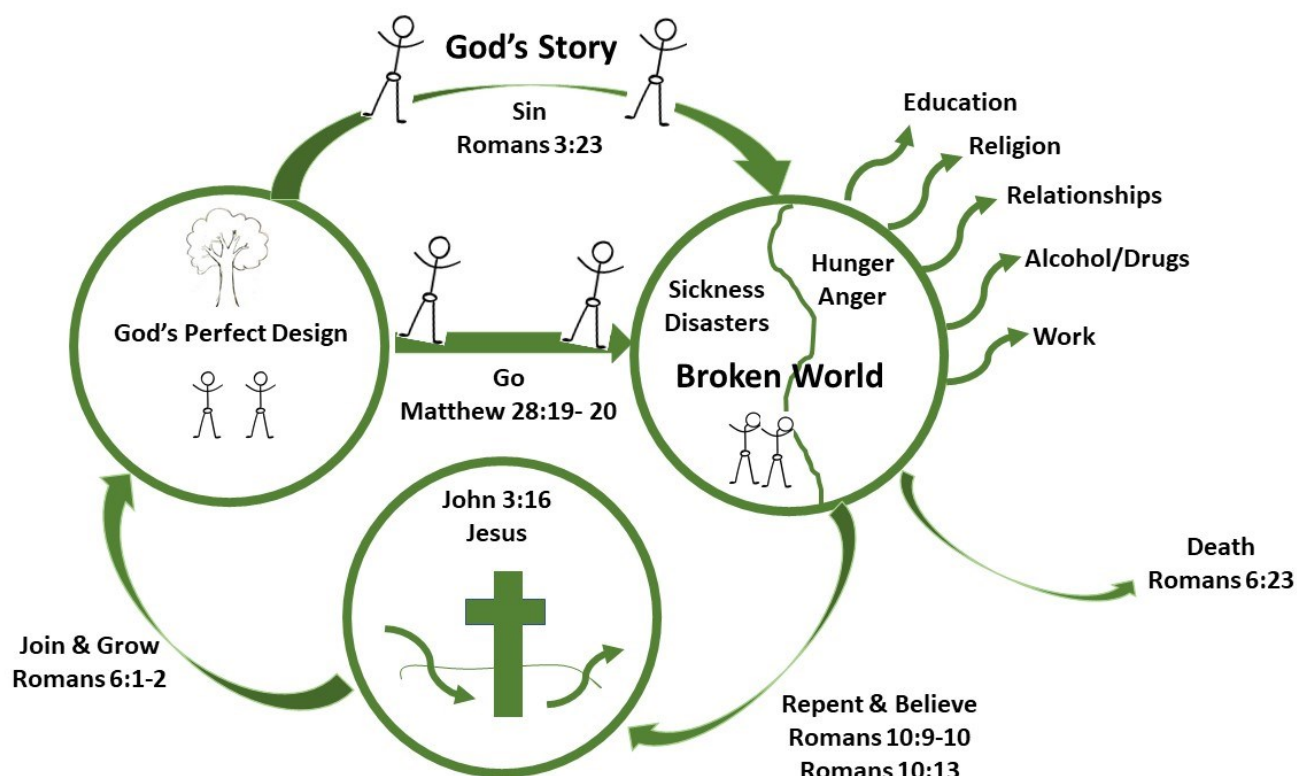
Day 1:

1. Staff or Motivator : (40 min):

- Welcome, introductions, time of worship and prayer
- Break into major groups (men, women, young men, young women, children).

2. Staff and/or Motivators (20 min):

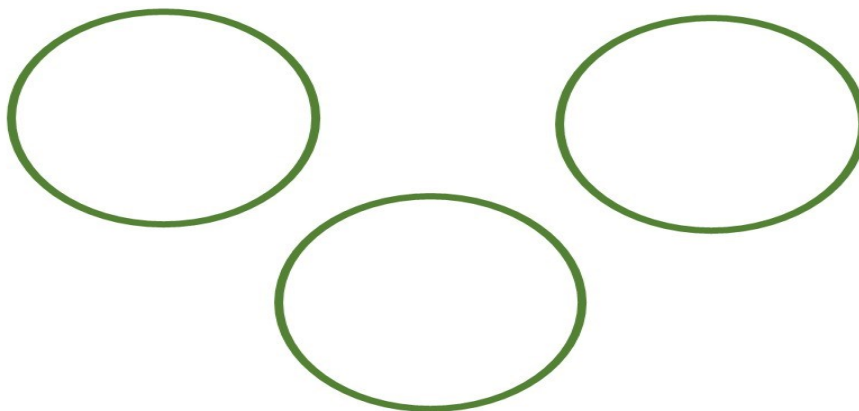
Recap the concept of the 3-Circles. (Since this is a reached village, many Turkana believers will have been taught the concept by their Motivator. Have one or two believers share and demonstrate the concept.)



3. Staff or Motivator (45 min):

- Draw Three Blank Circles on the white board, or on the ground.
- Key in ahead of time your own choice of passage of Scripture in the Audio Bible from the recommended listed on page 21. (use only a single verse/passage if possible).

God's Story



iii. Model and teach how to tell Your Story/Akuj's Story using the Spoken Word of Akuj and the 3-Walks and 3-Circles Concepts:

- **Your Story/Testimony:** Use the concept of the 3-Walks to tell your story. Use magnetic pictures.
- **Akuj's Story:** Play your verse. Be sure to explain clearly how the Spoken Word of Akuj (or Scripture for those that can read) is the **truth and authoritative**.


4. Staff or Motivators (15 min):

Break into smaller groups (men, women, young men, young women). Probably use the following recommended names for the small groups (will depend on the size of the major groups):

Women		
"Akiruu"	"Akidony"	"Awayore"
Providers of water for livestock at water points	Bead making	Hair plaiting
Men		
"Ngikiles"	"Ekiriam"	"Akipeyore"
Chess players	Elders' meeting	Goat-meat feasting fellowship
Young Men		
"Akerit"/"Eweeite"	"Ekilek"	"Achokor"/"Ekrika"
Racing/Rallying	Wrestling	Herding/Hunting
Young Girls		
"Akuup Ng'akoromwa"	"Awoyore Ngitim"	"Akidony Ng'ilewi"
Bead Making	Hair plaiting	Skin sewing


CHILDREN: Teacher will adjust and simplify the basic principles in the curriculum so as to befit the children. Akuj can use children as incredible disciple-makers! Teacher can come up with great contextualized ideas for children consistent with the overall curriculum.


5. **Staff/Motivator (15 min):** Introduce the 3/3rds methodology by talking about the importance of “Three Cooking Stones or “3-Stones” concept. In the Turkana context, three cooking stones can be a good illustration for 3/3rds discipleship concept - Looking back, Looking up and Looking forward. Turkana people understand that, if you remove one stone from the set-up, your cooking will not be complete. Each stone plays a crucial role in cooking. Each supports the other. So, **looking back**, **looking up**, and **looking forward** completes the cycle of the concept. If one element of the concept is removed, the cycle will not be complete.



Modeling & Applying the 3/3rds Methodology in Small Groups using the 3-Stones Concept

6. **Staff or Motivator (45 min):**


- a) **Testimony:** Tell Your Story/Akuj’s Story using the Spoken Word () of Akuj and the 3-Walks and 3-Circle concepts. Use magnetic pictures.
- b) **1st Stone (place a stone up front): Looking Back**



– Play a passage from Audio Bible and use it to **model and teach** how you have:

- Obeyed
 - Prayed and looked for a person or family of peace
 - Trained someone
 - Shared your story or Akuj’s story based on that verse
- (Recommended passages: Mat. 28:18-20; Lk. 10:1-11; 19:1-10; Acts 1:8)

7. **Motivator or Staff (10 min):** Explain homework assignment: -

- a) Go practice telling Your Story/Akuj’s Story to someone using Akuj’s Spoken Word () that you heard today and the 3-Walks and 3-Circles concepts and about the 1st Stone.
- b) Prepare to come share with your Small Group tomorrow.

(Total Time Day 1: Approx. 3hrs 20min.)


Day 2:

Small Groups

8. **Staff or Motivator (45 min):**


- **Testimony:** Tell Your Story/Akuj’s Story using Akuj’s Spoken Word and the 3-Walks and 3-Circles Concepts. Use magnetic pictures.


- **Recap:** Ask one or two people to share Their Story and Akuj's Story with their Small Group, and what they learnt about the concept represented by the 1st Stone.
- **2nd Stone (place a second stone close to the first stone): Look Up –**
⇒ **Model** what it means to **talk with Akuj** to ask Him to teach you His Spoken Word today.




- ⇒ Follow up on the Spoken Word passage played by Staff or Motivator and ask:
- “What did you learn from the passage and how it changed the life of the Staff or Motivator?”
 - “What did the passage teach you about Akuj?”
 - “What did the passage teach about people?”
 - “What did you find challenging about the passage?”
 - “How do you think it could change your own life?”

9. Staff or Motivator (45 min):


- **Testimony:** Tell Your Story/Akuj's Story using the Akuj's Spoken Word () and the 3-Walks and 3-Circle Concepts. Use magnetic pictures.
- **Recap:** Ask someone to share what he/she learnt about the concept represented by the 2nd Stone.
- **3rd Stone (place a third stone close to the first and second stones): Look Forward –**



- ⇒ **Pray: - Model practicing prayer** by asking one or two people in the group to pray out loud.
- ⇒ **Listen: -** To a new passage from the Spoken Word of Akuj ( - cue the passage ahead of time) and ask:
- “What did you learn from the passage?”
 - “What did the passage teach you about Akuj?”
- ⇒ **Challenge/Commitment: -**
- “How will you apply the teaching of the passage in your own life this week?”
 - “What steps will you take to make sure you listen and teach this passage to someone else (name?) in your village this week?”
 - “Will you remember to tell your trainee to share with someone else as well?”

10. Staff/Motivator (40 min): Recap & Role Play the Concepts Represented by the Three Stones:

- Ask someone to share what he/she learnt about the concept represented by the 3rd Stone.
- Ask all to regroup into their respective Major Groups.
- Invite three people up front to role-play the concepts represented by the “Three Cooking Stones”.

- Summarize the 2 days; affirm that our teachings were understood; challenge the people to use the tools and methods in their own lives (use  , use Your Story, use 3 Circles and 3/3rds/3 - Stones methodologies).
- Check whether there are some who desire to make a personal faith decision (and be baptized); lead them to saving faith in Christ. Write their names.
- Write down the names of new and existing believers to be baptized; direct them to baptism.

4. All: Proceed to Baptisms (60 min)
(Total Time Day 2: Approx. 3hrs 20min)

Recommended & Contextualized Bible Passages (  **) :**

BIBLE STORIES	RELEVANCE IN TURKANA TRIBE
Parable of the lost Sheep (Mat. 18:12-14; Lk. 15:3-7; Mat. 28:19-20; Lk. 10:1-9; Rom. 10: 14-15)	In the Turkana community this parable applies so well because of their pastoralists' background. If a goat or a sheep gets lost that person will not rest, sleep or eat until that one sheep is found. They <i>go</i> as far as risking their lives to search for the goat at night in disregard of what will befall them. They have passion for the animal. When they find it, it becomes a joy for the whole family.
The story of a "True Shepherd" (John 10:1-18)	Turkana men and women are mostly shepherds; they know how to tend the flock. They sacrifice to protect the animals in the pasture field and water points against any attack or raid by an adversary. Many Turkana young people have lost their lives protecting livestock from raids and ferocious animals.
The Story of the Samaritan Woman (John 4:1-26)	In Turkana we have water crisis from time to time, during dry seasons every family or a clan digs their well for quenching their own thirst and that of their livestock. No other family or clan is allowed to access the well without the permission of the owners. There is a similarity of what the Samaritan woman told Jesus that "you Jews and we Samaritan have no relationship". In Turkana context if you don't belong to a certain family or clan you cannot access the property of the other clan.
The Parable of the Sower (Luke 8:4-15)	Besides Turkana people being pastoralists, they also practice peasant farming. They grow sorghum on the river catchment or on mudflats to complement their diet. Sometimes the grains may wither depending on the weather pattern and type of soil. Sometimes birds may eat them or thieves can steal it. So; when a Turkana plants a farm, he/she takes good care until they harvest it.

Jesus and the Gadarene Demoniac (Mark 5:1-20)	In Turkana, we believe in supernatural forces and always there is fear of disturbing the spirit world and control of it through local diviners and witchcrafts and this leads the affected persons to visit the spirit mediums for healing or breaking the curse.
Feeding the Hungry (Matthew 14:13-20)	In Turkana community they believe in sharing together and families in the neighborhood believe whoever gives no matter how small he will be blessed .
Sin and The New Birth (John 3:1-21)	In the Turkana context, typically men are not very receptive to the Word of Akuj. Husbands allow women and children to join the church while they take time speculating the new faith; just the same way Nicodemus doubted the new birth.
Jesus Calms the Storm (Crisis) (Matthew 8:23-27)	In Turkana context, when life's storms persist, defying the traditional rituals, they turn to ancestors for divine intervention. The old men gather under a significant tree to call "god" to avert the crises (e.g., famine).
Crucifixion (sacrifice) (Rom 3:25)	Turkana communities hold ceremonies where they slaughter an animal to signify sacrifice for peace and reconciliation - to pacify offences and atrocities committed by the communities involved. Such ceremonies can be repeated again and again if one of the communities violated the covenant invoked. Christ Jesus was the perfect and final sacrifice for all and for all time.
The Lord's Prayer (Matthew 6:9-13)	Traditionally, the Turkana people believe there is a powerful god in heaven who is associated with provision of good things. So, at the sight of the new moon, they generally ask for the best in life.

PREPARATION & PRACTICE FOR MODULES I & II

Write your story on the following pages (or commit to memory for oral learners).

- Begin with a one sentence and one-word summary in order to create an outline for your expanded story
- Then, write the full story in three parts with a shortest target total time for all three parts, allowing religious language
- Finally, rewrite the story eliminating all religious language, again in three parts for another shortest target time total. The goal in this non-religious language version is to create some level of suspense and anticipation as to what caused the change in your life without specifically telling what it was, setting up the question, "Would you like to know what changed my life?"

YOUR STORY

State in one or two sentences what your life was like for each time period. Then one word that describes that period.

Before Christ

One Word

Turning Point

One Word

After Christ

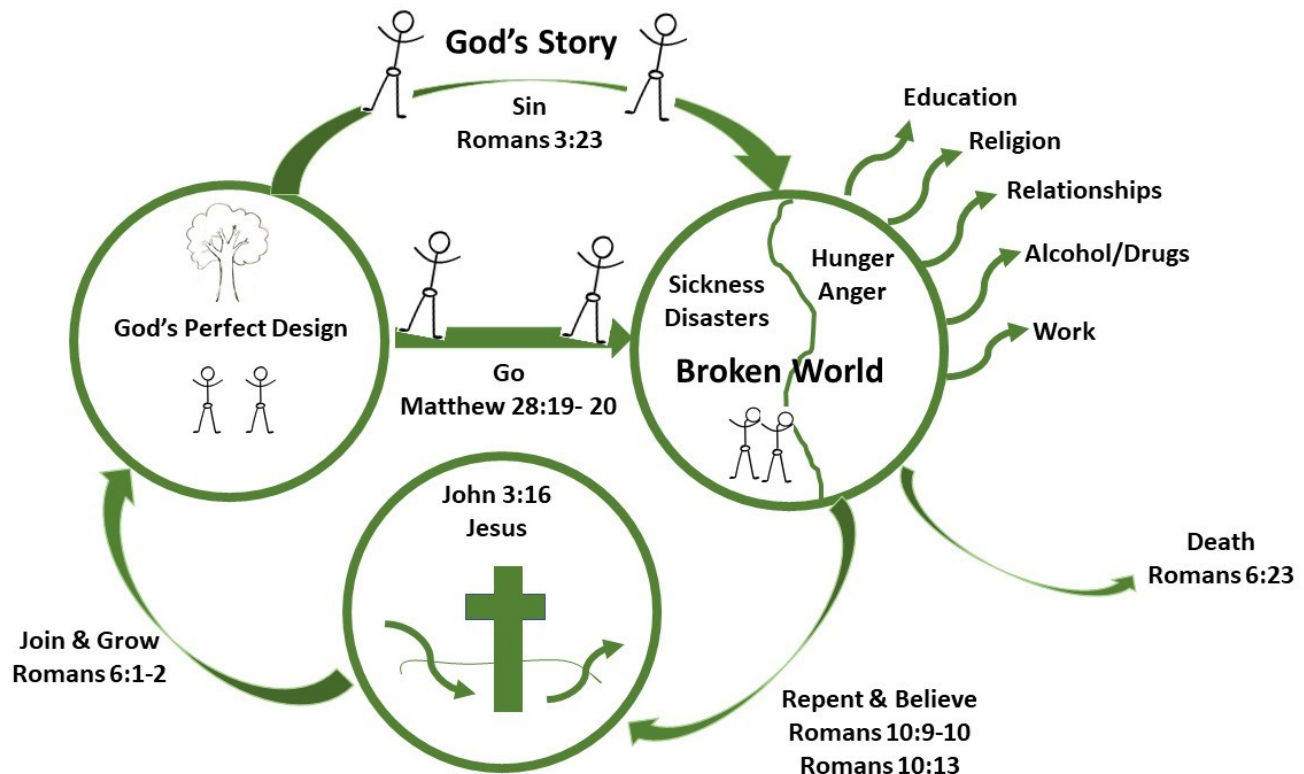
One Word

Lead-in Question

Key Principles for Telling AKUJ'S STORY

There are many possible ways to share Akuj's story [the Gospel]. There is no "best" way. We are going to focus on one method known as the 3-Circle method which can be easily found in various forms on the Internet under Three Circles Evangelism. The 3-Circles method can be used to turn everyday conversations about problems and challenges people are having into conversations about Jesus and the gospel. It does not always happen this way, but sometimes an explanation of Akuj's story can grow out of understanding of people's challenges and their own sources of brokenness. You can also talk about your own brokenness.

After hearing their story and gaining an understanding of their problems, ask if they would like to see a picture of what helped you understand the relationship of Akuj to your own brokenness and how that understanding changed your life. If they agree to see that picture, start drawing the circles. It can begin either with the broken world circle or the Akuj's perfect design circle. Remember you are emphasizing Akuj's steadfast love for all people and His desire to be in relationship with us.



3 - Circles Narrative

Akuj's Perfect Design Circle

But this is not Akuj's plan. Akuj has a perfect design for our lives and always has had that plan. He created us in His image that we might love Him and be loved by Him. He gave us free will that we might authentically love Him. Beginning with the first people He created, Adam and Eve, we have abused that free will, broken our relationship with Him and walked away from His perfect plan. This has gone on throughout history. The Bible recounts that history in vivid detail. We ourselves created the broken world by disobedience with His commands and by refusing to be in the loving relationship He wants with us. Sin is the word the Bible uses for this separation from Akuj and His plan for us. The bad news is that when we abandoned Akuj it left us with no way to get back to a loving relationship with Akuj and His perfect design.

Broken World Circle

We live in a broken world. We don't have to look very hard to see that brokenness in disease, disasters, crime, hunger, death, broken families, terrorism ...there's a lot of pain in this world. People have always tried to escape their brokenness using their own devices. Things like drugs, alcohol, work, wealth accumulation, education, relationships, even religion.... None of these works. None of these will ever make us right with Akuj.

Jesus Circle

The good news is that when we couldn't get back to Akuj, Akuj came to us. Akuj doesn't want us to stay in brokenness alone. He has always and still wants a loving relationship with us. So, He sent His Son to us here on earth in human form as Jesus, who was fully man and fully Akuj. Jesus was the long-prophesied Emmanuel meaning, "Ajuk with us". Jesus came into the broken world and led a perfect,

sinless life. He demonstrated and taught the truth about the character of Akuj and His love. Jesus was ultimately crucified where He took on himself all of the sins of the world, past, present, and future. Those sins died with Him on the cross for those who believe. He took them into hell, totally separate from Akuj. Three days later He arose bodily from the dead, leaving those sins behind. He ascended bodily back to heaven. His death was the payment for all of mankind's sins - a perfect sacrifice of atonement. His resurrection was a promise to all that we can be born again and become a totally new person.







If we turn from our sin, and believe that Jesus died for us and rose from the dead, and we call upon His name, we can be born again, a new person in right relationship with Akuj. We are promised that Akuj in the form of the Holy Spirit will then come and abide with us and help us pursue his perfect original design for our lives. We are also assured that we will live with Him forever, even after we die in this world. We do not leave the broken world while here, but we live here with assurance that He is with us in the form of the Holy Spirit as comforter, protector, and counselor.


And more than that, we are called to return to the broken world as a new person, and proclaim the good news of salvation to those who do not know, so that they also might believe and be in a right relationship with Akuj.

Now there are two types of people in the world, there are people that are pursuing Akuj's design as a new person, and there are people that are still in brokenness. Where are you? Where would you like to be?

Practice: Draw out "3-Circles" Gospel method below.

MODULE I - COACHING CHECKLIST

D1: Mentor gives direction & information (You don't understand or do it) D2: Mentor gives direction and support (You're doing it, but need help) D3: Mentor gives support and encouragement (You understand and do it; may have questions) D4: Mentor receives updates (You have mastered it; no help needed)	MODEL	ASSIST	WATCH	LEAVE
	D1	D2	D3	D4
LOVE AKUJ  				
Listening to Akuj and hearing from Him: John 8:42-47 and 16:12-15				
Trust Akuj and grow in your faith: Matthew 14:22-33; Hebrews 11:1-40				
Respond in obedience: Luke 6:46-49; 1 John 2:3-6				
Self-feeding:				
⇒ Read the Word of Akuj daily: Psalm 119:9-16				
⇒ Prayer: Philippians 4:6-7; Ephesians 6:18				
LOVE AKUJ  				
Self-feeding:				
✓ Prepare for persecution: 2 Timothy 3:12-13				
✓ Resist the enemy: Matthew 4:1-10; 1 Peter 5:6-11				
Be accountable with 1-2 other people: Galatians 6:1-6; Ecclesiastes 4:9-12 (Accountability Group)				
LOVE OTHERS  				
Practice the "one-another's": John 13:34; Ephesians 4:32; Colossians 3.13, Romans 12.10, Romans 13.8, 1 Thessalonians 5.11				
Gather together as the church:				
✓ Commitment to be a church: Hebrews 10:19-25				
✓ Baptizing new believers: Acts 2:36-41				
✓ Read and know the Bible: Psalm 119:105-112				
✓ Celebrate Communion: Matthew 26:20-30				
✓ Fellowship: Philippians 2:1-11; 1 John 1:1-7				
✓ Giving and ministry: Acts 4.32-37, 2 Corinthians 9:6-11				
✓ Praying together: Acts 12:1-17				
✓ Praise and worship: Psalm 100.1-6, Ephesians 5.15-20				
✓ Telling people about Jesus: Romans 10:8-15; Acts 8:1-8				
✓ Caring leaders: Hebrews 13:7-9, 17				
✓ Other elements of health: (For example: signs and wonders, eating together, glad and sincere hearts, etc...)				

D1: Mentor gives direction & information (You don't understand or do it)	MODEL	ASSIST	WATCH	LEAVE
D2: Mentor gives direction and support (You're doing it, but need help)				
D3: Mentor gives support and encouragement (You understand and do it; may have questions)	D1	D2	D3	D4
D4: Mentor receives updates (You have mastered it; no help needed)				
MAKE DISCIPLES 				
Disciple someone and stay connected with the person discipling you: 2 Timothy 2:1-2; Philippians 3:17 (Duckling Discipleship)				
Look for where the Kingdom of Akuj isn't: Romans 15.17-22				
Go prayer walking and look for persons of peace: Luke 10.1-12				
The Why? Who? How?				
✓ Why? Akuj loves us; The 4 Commands & The 4 Calls				
✓ Who? Your relational network: Matthew 9:9-13 (map/list of names)				
✓ How? Tell your story: Mark 5:1-20 (life before/after Jesus)				
✓ How? Tell Akuj's story: Acts 2:1-41 (3 Circles; etc...)				
Make disciples using the 3/3 format: Ezra 7:10; Matthew 28:16-20				
Be a part of 2 churches: Acts 13:1-3 and 14:21-28				
MAWL with your disciple(s): 1 Corinthians 4:14-21 and 11:1-2				

My Mentor: _____ My Disciple(s): _____

Module II

Module II is for those who have gone through Module I and have a growing network of Lighthouses that are modeling and applying the 3/3rds methodology in small groups using the "3-Stones" concept in Module I. If you only have a couple of Lighthouses, you do not need this module yet; you have not reached Generation 3 and Generation 4 of disciples.

STEWARDED NETWORKS & RELATIONSHIPS

TRAINING TIP:



Encourage participation! Use a role-play model: Singing, testimony, prayer, storytelling, re-telling a passage of Scripture, recitation of the passage, recapitulation, question and answer, delegate roles, use of names.

LISTENING TO...AND HEARING AKUJ'S VOICE



PRACTICE:

Turkana Context:

Age-groups and gender have their own separate socialization groups that allows open discussions without fear or intimidation.

A father is the role model for the son. The son does not have authority to give any animal belonging to his father to a friend; he cannot brand the animals, he cannot negotiate anything on behalf of the family; he cannot pay dowry without his father's consent. He learns from his father how to tend the herds, how to brand the flock, to talk and attend to the visitors in the absence of the father, and to protect the life and the property of the family.

People listen to the voice of witchdoctors who hold to the traditions of ancestors. This is a hindrance to listening to the voice of Akuj. Yet Akuj has called us to listen to Him and to share His Word with all people, including witchdoctors. Christians are called to propagate His Word with love and draw many to Him.

The shepherd spends time with, and has command over his sheep; the sheep obey his voice and follow him. The SHARE DMM supervisors, coordinators, monitors, motivators, and champions are Christ's humble under-shepherds. They are called to herd, tend, guard, and guide disciples from heresy and provide leadership to the Lighthouses in their respective Zones. Their role is to model and oversee multiplication of disciples and Lighthouses across Turkana land.

1. Divide the large group into age-groups and gender partners.

Separate youth men and girls, mature/married women and men, and children. Have them partner within their respective groups and each introduce his/her partner to the group after the pair has spent a few minutes getting to know each other. The reason for doing this is to encourage openness and freedom.

Debrief Questions & Application:

How did it feel to be introduced by your partner instead of you introducing yourself?

2. Have people pray and listen to Akuj using the Audio Bible (or read from Scripture if someone in the group has a Bible and can read): Instruct them to ask Akuj how He would want them to introduce their partner. Have them share with the group what Akuj tells them. They can use the traditional method of introducing a partner through song, poem, or story that portrays the partner's character. Remember: The importance of this exercise is hearing what Akuj would say about your partner, and then sharing with the partner and group. Example: This is my beloved friend...followed by what Akuj would say about them. Allow the Holy Spirit to reveal more about their partner based on what Akuj revealed during prayer.



Look up (cue in on Audio Bible or read from Scripture) these verses on listening to Akuj and hearing His voice.

- i. **John 5:19:** "Jesus gave them this answer: 'I tell you the truth, the Son can do nothing by himself; he can do only what he sees his Father doing, because whatever the Father does the Son also does.'"

Debrief Questions & Application:

a) *Who does Jesus look to for guidance for his actions?*

- ii. **John 8:47:** "He who belongs to Akuj hears what Akuj says. The reason you do not hear is that you do not belong to Akuj."

Debrief Questions & Application:

- a) *If we belong to Akuj, what will we hear?*
b) *If we do not belong to Akuj, do we hear from Akuj?*

- iii. **John 10:27:** "My sheep listen to my voice. I know them, and they follow me."

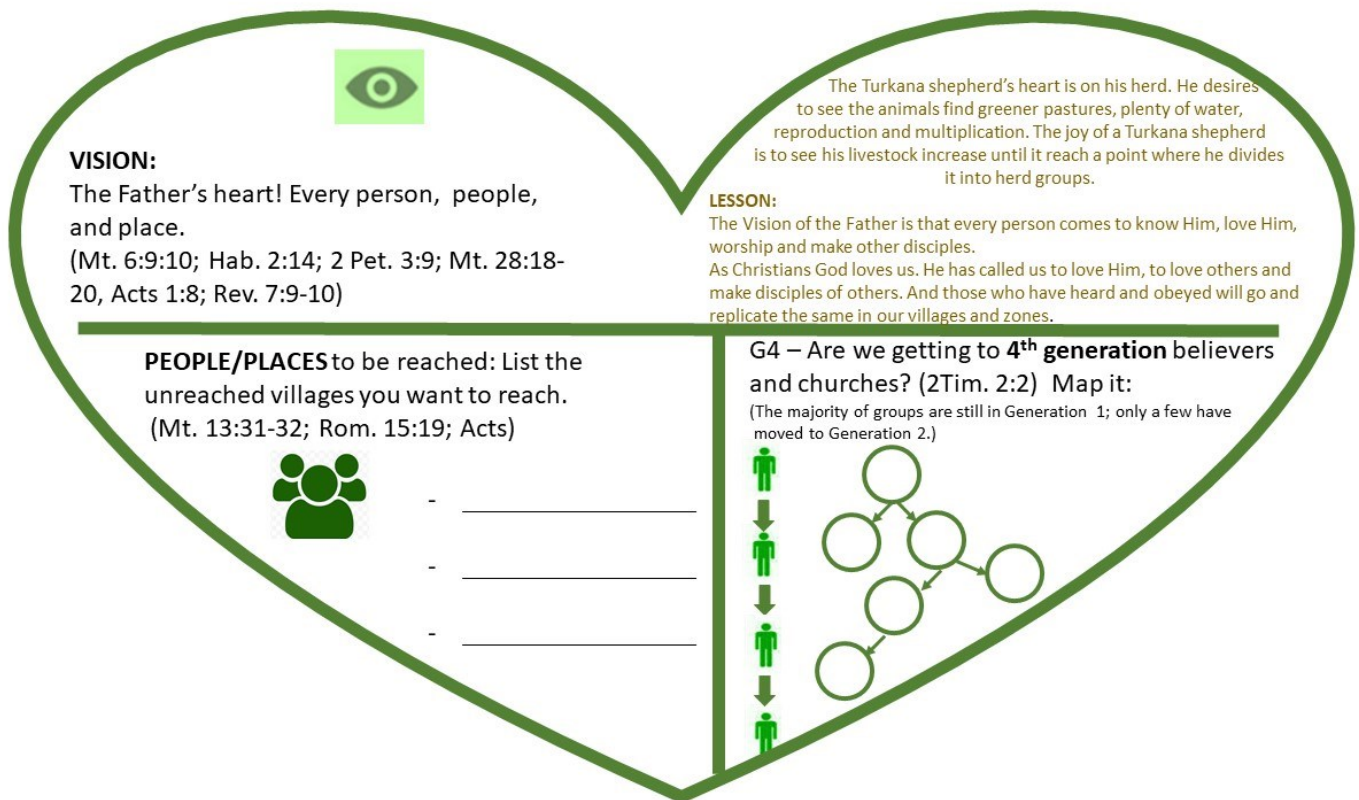
John 16:13-14: "But when he, the Spirit of truth, comes, he will guide you into all truth. He will not speak on his own, he will speak only what he hears, and he will tell you what is yet to come. He will bring glory to me by taking from what is mine and making it known to you."

Debrief Questions & Application:

- Who are the sheep?
- Who do they hear from and follow?
- Who will the Spirit of truth (Holy Spirit) receive direction from?
- Who will the Holy Spirit give direction to?

After we receive the Word of Akuj, the Holy Spirit leads us to the whole truth. The truth sets us free. As we make disciples that make disciples in Turkanaland, we must depend upon and listen to the Holy Spirit to guide us to do Akuj's will and not lean on our own understanding and power. The Holy Spirit will give us revelation of the deep secrets in the Word of Akuj. We must not take credit of what Akuj does; we will give Him all the glory.

AKUJ'S HEART AND THE FOUR FIELDS



ABIDE IN CHRIST



Turkana Context:

A Turkana son obeys the instructions of his father. He follows all the traditions learnt from his father. He is careful not to break any because it would lead to punishment. Similarly, as followers of Christ, Turkana believers must hear and obey the words of Christ. We do so by faith, with the daily enabling of the Holy Spirit, and with love. We demonstrate obedience by seeking to fulfill Akuj's vision for mankind – we go out and make disciples and teach them to obey and do the same.



Matthew 22:37-39: “Jesus replied: ‘Love the Lord your Akuj with all your heart and with all your soul and with all your mind.’ This is the first and greatest commandment. And the second is like it: ‘Love your neighbor as yourself.’”

Matthew 6:33: “But seek first his kingdom and his righteousness, and all these things will be given to you as well.”

Matthew 17:20: “He replied, ‘Because you have so little faith. Truly I tell you, if you have faith as small as a mustard seed, you can say to this mountain, ‘Move from here to there,’ and it will move. Nothing will be impossible for you.’”

Acts 6:5: “This proposal pleased the whole group. They chose Stephen, a man full of faith and of the Holy Spirit; also Philip, Procorus, Nicanor, Timon, Parmenas, and Nicolas from Antioch, a convert to Judaism.”

John 14:15: “If you love me, keep my commands.”

John 15: 7-8: “If you remain in me and my words remain in you, ask whatever you wish, and it will be done for you. This is to my Father’s glory, that you bear much fruit, showing yourselves to be my disciples.”

Debrief Questions & Application:

- a) *What does it mean to live by the Spirit?*
- b) *What does it mean to be full of faith, the Holy Spirit, and love?*
- c) *How do you hear and obey Akuj?*
- d) *Are you desperate for Akuj and His vision for mankind?*



PRAYER



Turkana Context:

A traditional prayer is offered on special occasions at designated places, e.g., under a tree, on a mountain, by the riverside. Turkana seek Akuj’s intervention during drought, pandemics, disasters, war and festivals. There are different kinds of prayers, e.g., prayer to bless, prayer to curse, petition for rain, healing, or intervention in war times, cleansing and protection on a journey.



Matthew 6:9-10: “Opposition arose, however, from members of the Synagogue of the Freedmen (as it was called) - Jews of Cyrene and Alexandria as well as the provinces of Cilicia and Asia - who began to argue with Stephen. But they could not stand up against the wisdom the Spirit gave him as he spoke.”

Matthew 7:7: “Ask and it will be given to you; seek and you will find; knock and the door will be opened to you.”

John 15:5: “I am the vine; you are the branches. If you remain in me and I in you, you will bear much fruit; apart from me you can do nothing.”

Luke 10:2: “He told them, ‘The harvest is plentiful, but the workers are few. Ask the Lord of the harvest, therefore, to send out workers into his harvest field.’”

Luke 11:5-13: “Then Jesus said to them, ‘Suppose you have a friend, and you go to him at midnight and say, ‘Friend, lend me three loaves of bread; a friend of mine on a journey has come to me, and I have no food to offer him.’ And suppose the one inside answers, ‘Don’t bother me. The door is already locked, and my children and I are in bed. I can’t get up and give you anything.’ I tell you, even though he will not get up and give you the bread because of friendship, yet because of your shameless audacity he will surely get up and give you as much as you need. So I say to you: Ask and it will be given to you; seek and you will find; knock and the door will be opened to you. For everyone who asks receives; the one who seeks finds; and to the one who knocks, the door will be opened. Which of you fathers, if your son asks for a fish, will give him a snake instead? Or if he asks for an egg, will give him a scorpion? If you then, though you are evil, know how to give good gifts to your children, how much more will your Father in heaven give the Holy Spirit to those who ask him!”

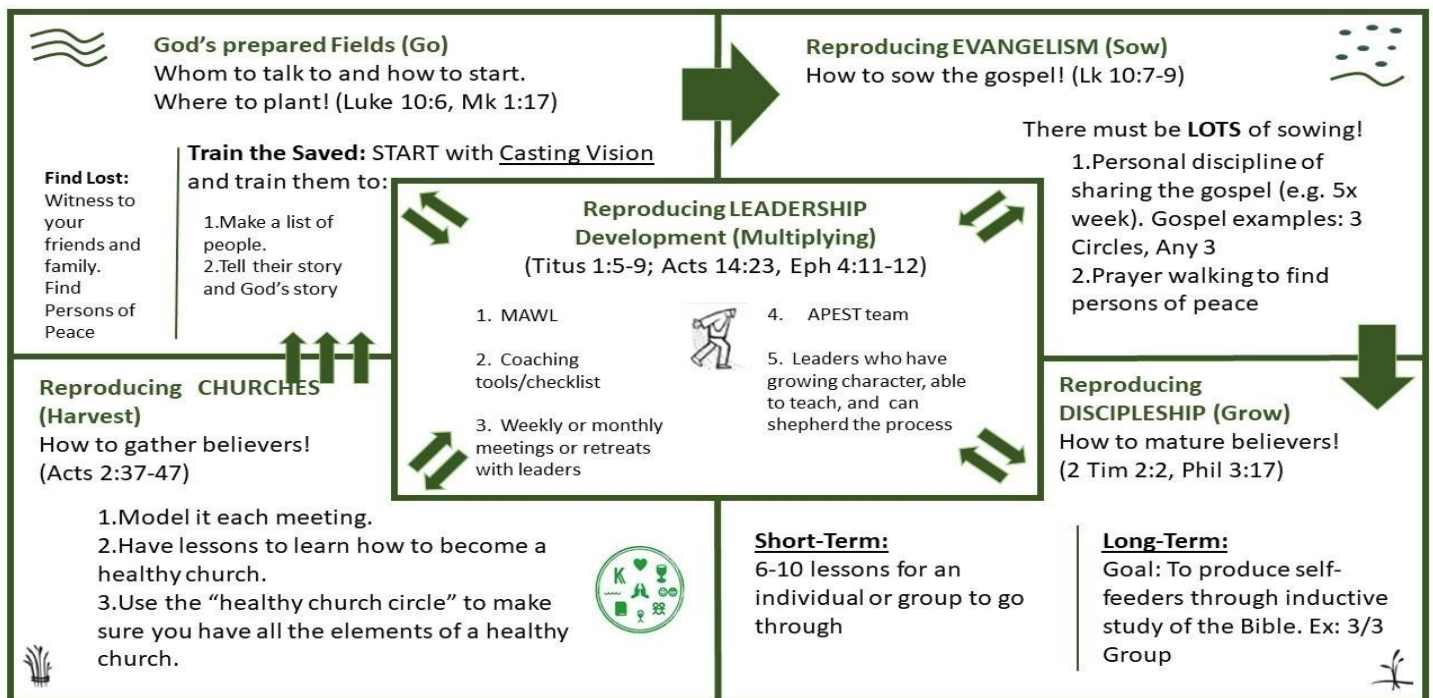
Acts 1:14: “They all joined together constantly in prayer, along with the women and Mary the mother of Jesus, and with his brothers.”

Debrief Questions & Application:

- What is the difference between a traditional prayer and a Christian believer’s prayer?
- Do you spend time in prayer alone?
- Are you and your Lighthouse spending time in prayer together?
- Are you and your Lighthouse reaching out to pray with/for others?
- Do you join with other neighboring Lighthouses for a corporate time of prayer in a central place (DMM Center)?

Disciple-Making Movement Process

The **Holy Spirit** is the foundation that this process is built upon! Believers must die to themselves, count the cost and be bold!





Turkana Context:

Multiplication of Livestock: A poor man borrows a she-goat from a friend. He looks for a he-goat to mate the goat. After months of gestation it gives birth. The goats now reproduce and increase rapidly. The goats continue to multiply quickly and after some time the flock grows and the goats are divided into different herds. A wealthy Turkana does not keep his animals in one place; they distribute them in different pens. As the livestock increases the number of shepherd boys increases. Every shepherd boy will be in-charge of his own flock. He takes them to a water point, to graze, and guides the animals on the way. When they birth along the way, the shepherd boy carries or helps the young one until it reaches home.

Lesson: Akuj desires that those who hear and obey His Word to spread it to others who, in turn, share with others.

1. OUTREACH (GO!): Akuj's Prepared Fields



Luke 10:6: "If someone who promotes peace is there, your peace will rest on them; if not, it will return to you."

Mark 1:17: "Come, follow me," Jesus said, "and I will send you out to fish for people."

2. EVANGELISM (SOW!): Sowing the Gospel



Luke 10:7-9: "Stay there, eating and drinking whatever they give you, for the worker deserves his wages. Do not move around from house to house. When you enter a town and are welcomed, eat what is offered to you. Heal the sick who are there and tell them, 'The kingdom of Akuj has come near to you.'"

3. MAKING AND REPRODUCING DISCIPLES (GROW!): Maturing Believers



2 Timothy 2:2: "And the things you have heard me say in the presence of many witnesses entrust to reliable people who will also be qualified to teach others."

Philippians 3:17: "Join together in following my example, brothers and sisters, and just as you have us as a model, keep your eyes on those who live as we do."

4. REPRODUCING CHURCHES (HARVEST!): Gathering Believers



Acts 2:37-47: "When the people heard this, they were cut to the heart and said to Peter and the other apostles, 'Brothers, what shall we do?' Peter replied, 'Repent and be baptized, every one of you, in the name of Jesus Christ for the forgiveness of your sins. And you will receive the gift of the Holy Spirit. The promise is for you and your children and for all who are far off—for all whom the Lord our Akuj will call.' With many other words he warned them; and he pleaded with them, 'Save yourselves from this corrupt generation.' Those who accepted his message were baptized, and about three thousand were added to their number that day. They devoted themselves to the apostles' teaching and to fellowship, to the breaking of bread and to prayer. Everyone was filled with awe at the many wonders and signs performed by the apostles. All the believers were together and had everything in common. They sold property and possessions to give to anyone who had need. Every day they continued to meet together

in the temple courts. They broke bread in their homes and ate together with glad and sincere hearts, praising Akuj and enjoying the favor of all the people. And the Lord added to their number daily those who were being saved.”

5. REPRODUCING LEADERSHIP (MULTIPLYING!): Appointing, Developing & Entrusting



Titus 1:5-9: “The reason I left you in Crete was that you might put in order what was left unfinished and appoint elders in every town, as I directed you. An elder must be blameless, faithful to his wife, a man whose children believe and are not open to the charge of being wild and disobedient. Since an overseer manages Akuj’s household, he must be blameless - not overbearing, not quick-tempered, not given to drunkenness, not violent, not pursuing dishonest gain. Rather, he must be hospitable, one who loves what is good, who is self-controlled, upright, holy and disciplined. He must hold firmly to the trustworthy message as it has been taught, so that he can encourage others by sound doctrine and refute those who oppose it.”

Acts 14:23: “Paul and Barnabas appointed elders for them in each church and, with prayer and fasting, committed them to the Lord, in whom they had put their trust.”





Ephesians 4:11-12: “So Christ himself gave the apostles, the prophets, the evangelists, the pastors (shepherds) and teachers, to equip his people for works of service, so that the body of Christ may be built up.”



PRACTICE

PAUL’S 3 MISSIONARY JOURNEYS AND THE FOUR FIELDS

Divide into groups and do the following exercise. Each group will look at one of Paul’s missionary journeys:

 God’s prepared Fields Segments reached: - _____ - _____ - _____ - _____	Where did they go and what did they do in order to share the Gospel?	Reproducing EVANGELISM What did the Apostles say when sharing the Gospel? 	
Reproducing CHURCHES How did they gather believers together in community and become a healthy church? 	Reproducing LEADERSHIP Development What did the Apostles do to train (equip) leaders? Both training of the missionary band and training church leaders.		Reproducing DISCIPLESHIP What did the apostles do to help new disciples obey Jesus? 

Journey #1: Acts 13:1 - 14:28:

Listening to & Relying on the Holy Spirit (praying, fasting, choosing), Sending Off & Evangelism



Acts 13:1-3: “Now in the church at Antioch there were prophets and teachers: Barnabas, Simeon called Niger, Lucius of Cyrene, Manaen (who had been brought up with Herod the tetrarch) and Saul. While they were worshiping the Lord and fasting, the Holy Spirit said, ‘Set apart for me Barnabas and Saul for the work to which I have called them.’ So after they had fasted and prayed, they placed their hands on them and sent them off.”

Acts 13:5: “When they arrived at Salamis, they proclaimed the word of Akuj in the Jewish synagogues. John was with them as their helper.”

Journey #2: Acts 15:36 - 18:22:

Reproducing Discipleship (Paul & Barnabas went through Syria and Cilicia to strengthen the churches) – Growing disciples in the Lighthouses through prayer, encouragement, teaching the Word and exhortation)



Acts 15:36: “Sometime later Paul said to Barnabas, ‘Let us go back and visit the believers in all the towns where we preached the word of the Lord and see how they are doing.’”

Acts 16:5: “So the churches were strengthened in the faith and grew daily in numbers.”

Acts: 16:12: “From there we traveled to Philippi, a Roman colony and the leading city of that district of Macedonia. And we stayed there several days.”

Acts 18:11: “So Paul stayed in Corinth for a year and a half, teaching them the word of Akuj.”

Journey#3: Acts 18:23 - 20:38:

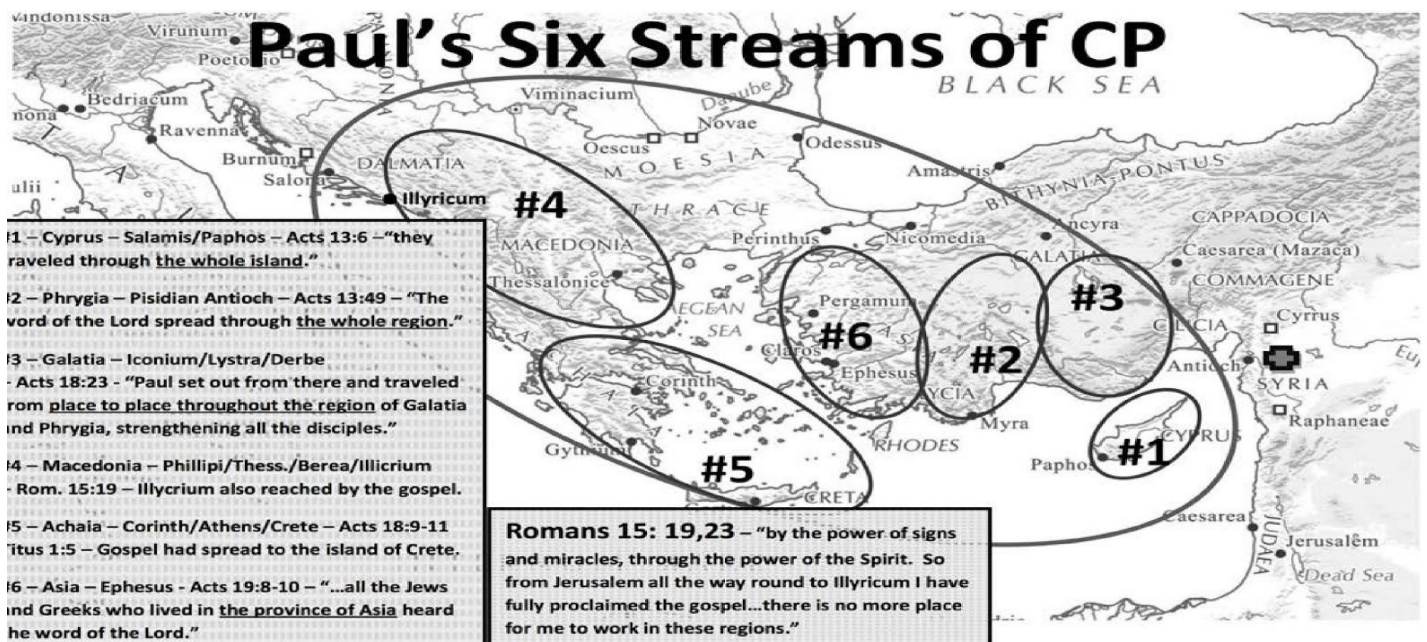
Reproducing Lighthouses & Leadership: Emphasis on dependence on the power of the Holy Spirit for guidance and to counter and overcome opposition

- *Pouring yourself to impart leadership*
- *Charge to look after the flock*
- *Admonish to be shepherds of the flock*
- *Warning against savage wolves*
- *Committing leaders to Akuj and the Word of His grace*
- *Warning to never covet or desire anybody's gold or silver*
- *Rely on the work of your hands; better to give than to receive*



Acts 19:1-3: “While Apollos was at Corinth, Paul took the road through the interior and arrived at Ephesus. There he found some disciples and asked them, ‘Did you receive the Holy Spirit when you believed?’” They answered, ‘No, we have not even heard that there is a Holy Spirit.’ So Paul asked, ‘Then what baptism did you receive?’ ‘John's baptism’, they replied.”

Acts 20:17-38: “From Miletus, Paul sent to Ephesus for the elders of the church. When they arrived, he said to them: ‘You know how I lived the whole time I was with you, from the first day I came into the province of Asia. I served the Lord with great humility and with tears and in the midst of severe testing by the plots of my Jewish opponents. You know that I have not hesitated to preach anything that would be helpful to you but have taught you publicly and from house to house. I have declared to both Jews and Greeks that they must turn to Akuj in repentance and have faith in our Lord Jesus. And now, compelled by the Spirit, I am going to Jerusalem, not knowing what will happen to me there. I only know that in every city the Holy Spirit warns me that prison and hardships are facing me. However, I consider my life worth nothing to me; my only aim is to finish the race and complete the task the Lord Jesus has given me—the task of testifying to the good news of Akuj’s grace. Now I know that none of you among whom I have gone about preaching the kingdom will ever see me again. Therefore, I declare to you today that I am innocent of the blood of any of you. For I have not hesitated to proclaim to you the whole will of Akuj. Keep watch over yourselves and all the flock of which the Holy Spirit has made you overseers. Be shepherds of the church of Akuj, which he bought with his own blood. I know that after I leave, savage wolves will come in among you and will not spare the flock. Even from your own number men will arise and distort the truth in order to draw away disciples after them. So be on your guard! Remember that for three years I never stopped warning each of you night and day with tears. Now I commit you to Akuj and to the word of his grace, which can build you up and give you an inheritance among all those who are sanctified. I have not coveted anyone’s silver or gold or clothing. You yourselves know that these hands of mine have supplied my own needs and the needs of my companions. In everything I did, I showed you that by this kind of hard work we must help the weak, remembering the words the Lord Jesus himself said: ‘It is more blessed to give than to receive.’ When Paul had finished speaking, he knelt down with all of them and prayed. They all wept as they embraced him and kissed him. What grieved them most was his statement that they would never see his face again. Then they accompanied him to the ship.”



SUMMARY OF PAUL'S MISSIONARY JOURNEYS:



1. **Rapid:** Paul covers an area with a population of over 25 million within a 15-year window. Romans 15:19,23 - “no place left”
2. **Six streams of church planting:** multiple streams developing simultaneously. Cyprus/Phrygia/Galatia/Macedonia/Achaia/Asia
3. **Clear priorities:** Find and win a person of peace; baptize and disciple new believers in home settings; release authority; revisit to strengthen, evaluate and appoint elders.
4. **Authority passed quickly** – ex. One of Paul’s longest stays was in Corinth...for only 18 months – (Acts 18:11). In 1 Cor. 1:10-14, Paul says he did not baptize! Who did? He released authority.
5. **New works were treated as churches from the beginning:** Paul’s letters are never addressed to cell groups or fellowships. Respect is given as “co-laborers,” “brothers chosen by Akuj,” equals! In Acts 14:23, the people in Lystra, Pisidian Antioch are called churches even before elders are appointed.
6. **Ownership of Great Commission among new believers:** For example, the Thessalonian Church (Acts 17:1-9, a three week stay), 1 Thess. 1:7-8 – the gospel “rang out,” and was “known everywhere”.
7. **Persecution:** The cost of following ensured true believers willing to count the cost of following Jesus.
8. **Immediate baptism:** No example of delay in Paul’s writings!
9. **Began in regional centers:** They began in Paphos, Pisidian Antioch, Iconium, Lystra, Derbe, Philippi, Thessalonica, Berea, Athens, Corinth, Ephesus and helped local believers reach out from there.
10. **Key Trainers/Helpers in each region:** Paul had disciples travel with him and help with follow up.
11. **Returned when possible:** Every field visited was revisited at least once before Paul’s imprisonment. Letters also.

SUMMARY QUESTIONS FOR YOUR TEAM:

1. *How do Paul’s priorities compare with the vision and focus of SHARE International?*
When the SHARE staff receive requests to plant a church from area chiefs, village elders, local diviners, and area administrators, we seek for people of peace. When they allow us into the village, we preach, lead them to faith, baptize and start new Lighthouses. We delegate authority to Motivators and Champions to tend the flock. The Motivators appoint elders and Champions because they know their people better. We return to follow up and strengthen the Lighthouses.
2. *What priorities of Paul are you considering for the first time?*
By June 2020, SHARE had reached at least 60% of Turkana land and applied that process (#1) in all the 427 churches/Lighthouses planted. The Holy Spirit is using apostles (caution must be exercised in the meaning and use of the term “apostle”; it has often been taken out of its Biblical context/meaning and misused in Kenya), prophets, evangelists, pastors, and teachers to reach out further afield. They are preaching, witnessing people saved, baptizing, and Akuj’s power is being manifested through miracles and wonders.
3. *How does Paul’s claim, “now there is no place left,” fit with the key results you are pursuing?*
As of June 2020, SHARE had reached 427 villages with the Gospel in Turkana land and has identified and targeting to reach 266 more (see map on next page). There is yet 40% of the Turkana population to be reached with the Gospel.
4. *Can the Spirit of Akuj be trusted for similar results today?*
Yes, we trust the Holy Spirit for similar results today. In the field, our DMM leadership teams are serving Akuj unconditionally, trusting the Holy Spirit for the outcome. By trusting the Holy Spirit, they have witnessed miracles and wonders happen in the villages; witchdoctors have come to know Christ, more cell-groups (“Lighthouses”) have been created. Akuj is healing the sick and providing solutions to

challenges. The primary purpose of the DMM hierarchy is to win souls to Christ, ground and strengthen new believers, and train them to make disciples of others. All this cannot be achieved without the leading of the Holy Spirit.

5. How will your ministry focus, vision or key results need to be adjusted based on Paul's reality?

Our main focus as Ministry is to reach the 266 targeted unreached villages through the local DMM teams by multiplying Lighthouses which will expand to several generations. We have the capacity and tools to reach out to people! Unlike Paul who planted churches almost single-handed, we are many hands! We are adopting, adjusting, and implementing the "Pauline Cycle" (Planting Churches Cross-Culturally, David Hesselgrave) into the contextualized DMM modules applicable among the Turkana people through our Zone leadership teams.

ACTS "29": THE STORY OF HOW AKUJ IS USING YOU!



PRACTICE:

After talking about the 4 Fields and Paul's missionary journeys, take time to pray alone and listen to Akuj. Write down what Akuj is telling you about your vision for your place.

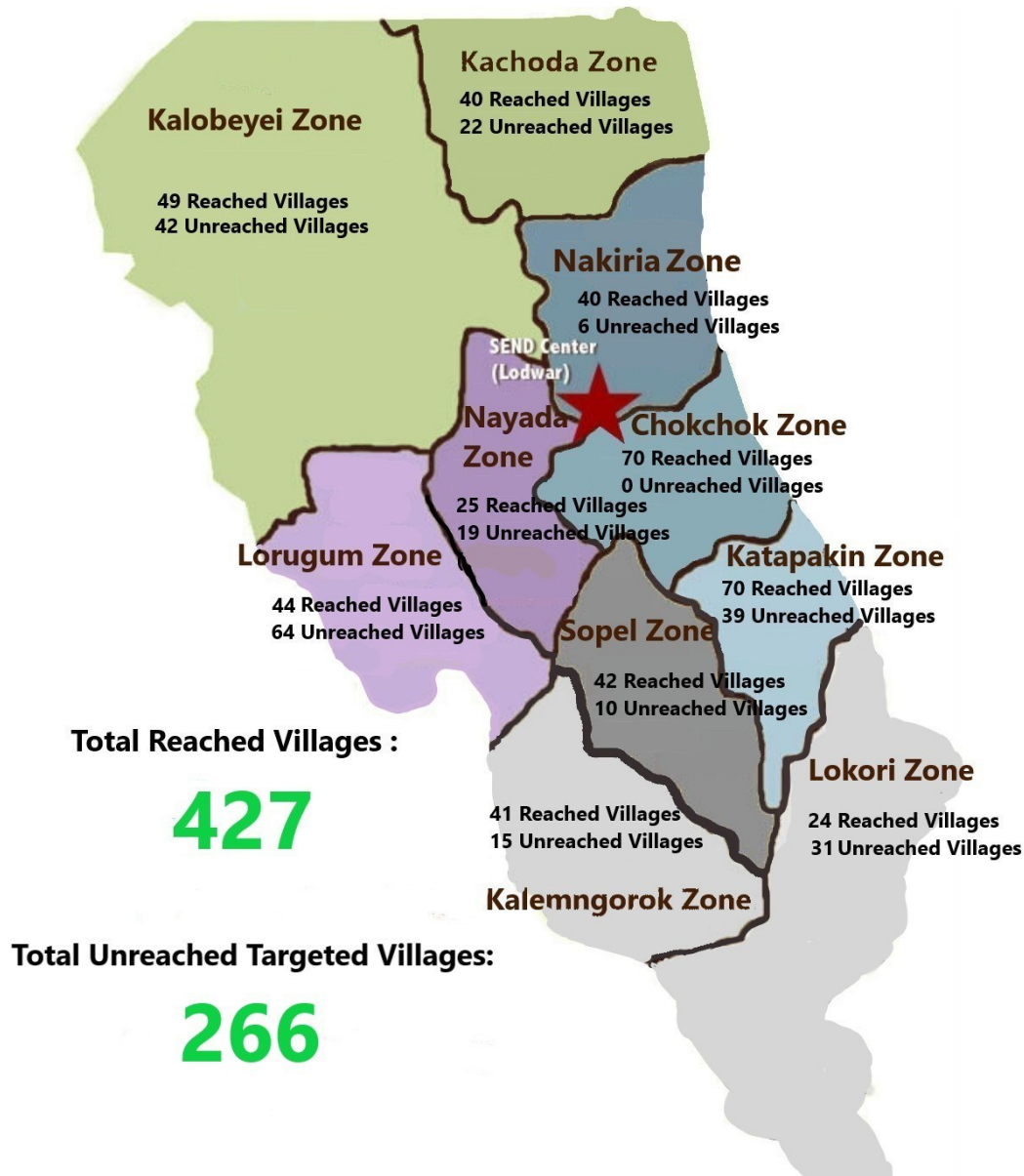
All the leaders of each Zone will write a joint vision for their Zone and how they plan to fulfill that vision, including the timeline.



EYES TO SEE WHERE THE KINGDOM IS NOT

- ♦ *Where around you is the Kingdom of Akuj missing? How will you start work in these new areas? We always need to be looking for places the Kingdom is not in.*

As of June 2020, SHARE had reached 427 villages with the Gospel in Turkana land and had identified and targeting to reach 266 more (see map on next page).



♦ *Jesus loves the least, the last and the lost. Intentionally look for these people.*

Each Zone leadership team applies the following process to reach, plant and grow Lighthouses (churches) in unreached villages in TurkanaLand:

1. Proclaiming the Gospel to the unsaved:

- Identification of unreached village by Motivators, area chief, and village elders
- Finding persons of influence (persons of peace). That could be the area witchdoctor!
- Survey: Plan for surveying the identified village: size of population, existence of religions, point persons, access road to the village, water point, suitable site for camping, how to engage with the village elders
- Establishing contact with the villagers
- Plan for logistics of an evangelistic outreach
- Travel to the village by SHARE International Team of Evangelism (SITE); familiarize with the people through introductions
- Settling (pitching tents)

- Door to door evangelism
- Gathering for prayer
- Getting into smaller groups and commence teaching
- Screening of The Jesus Film
- Preaching and leading people to faith in Christ through confession and repentance
- Baptizing the new converts
- Launching (planting a church or Lighthouse)
- Handing over Lighthouse to the trained Motivator

2. Discipling those who respond to the gospel:

- Build relationships
- Teaching Module 1 of Contextualized DMM Methodology (“3-Walks”, “3-Circles”, “3-Stones”)
- Arrange for ongoing Discipleship & Training of Champions

3. Mentoring qualified disciples to serve as leaders:

- Launch DMM Module 2: Contextualized DMM Methodology – Multiplication (Stewarding Networks & Relationships)
- Follow the training cycle: **Model, Assist, Watch and Leave (MAWL)**; **Apostle, Prophet, Evangelist, Shepherd (Pastor), Teacher (APEST)**

THE TRAINING CYCLE – MAWL

Illustration: Turkana Woman



This Photo by Unknown Author is licensed under [CC BY-SA](#)



Turkana Context:

Turkana women build the hut. As the mother builds, the daughter watches and assists.

✓ **Model - Show them how to do it [2-3 weeks].**

The mother shows the daughter all the steps to follow. Seated in a group, the Lighthouse Champion will use the hut-building analogy to instruct the group how to teach and make disciples of others.

✓ **Assist - Help them do it [2-3 weeks].**

After time has elapsed, the mother now calls the girl to build a hut herself as the mother assists. The girl practices what she learned. The older woman will pick one of the girls to come and demonstrate to others what she has learned. The trainer-Champion will assist the trainee-Champion in teaching and making disciples.

✓ **Watch - Watch them as they do it [2-3 years or more].**

The mother now lets the girl do it on her own as she watches. One girl in the group takes on to teach others as the older woman watches. The trainer-Champion will watch the new trainee-Champion teach and make disciples.

✓ **Leave - Entrust them with the work.**

If the work of the girl satisfies the mother, she releases the work to her with full authority. She lets the girl do it alone without any supervision or support. The trainer-Champion leaves the new Champion knowing that they will continue the DMM process. There will be periodic check-ins.

PART OF TWO CHURCHES AT A TIME

- ✓ You will have your Lighthouse as your primary spiritual family.
 - 6-12 adults in a Lighthouse.
 - Try not to bring new Christians into your Lighthouse. Instead, help them to start their own Lighthouse from their relational network. Model how to do that for them and then assist them in doing it.
- ✓ You will always be trying to help others start a new Lighthouse to be their primary spiritual family.
 - This is what we call “the model and assist”. Therefore, you will sometimes be in two or more churches/groups at the same time while you model and assist for the new churches/groups.
 - **DO NOT START TOO MANY LIGHTHOUSES AT ONE TIME, OTHERWISE YOU CAN’T PROPERLY MODEL AND ASSIST FOR THEM AS THEY START THEIR OWN.**

GENERATIONAL MAPPING

(See Case Study for Chokchok Village on page 5 or ONLINE GENERATIONAL MAPPING TOOT: <https://dvopalecky.github.io/gen-mapper/>)



PRACTICE: Draw out your Generational Map now

Above the circle, write how many people, believers and baptized believers are in your church. Draw the elements inside the circle if your church is practicing them. If you are not doing them, put them outside the circle. What is your church and the groups/churches being started from your church missing that would help make them healthy? Below the circle, write the leader, location and start date.



People/Believers/Baptized

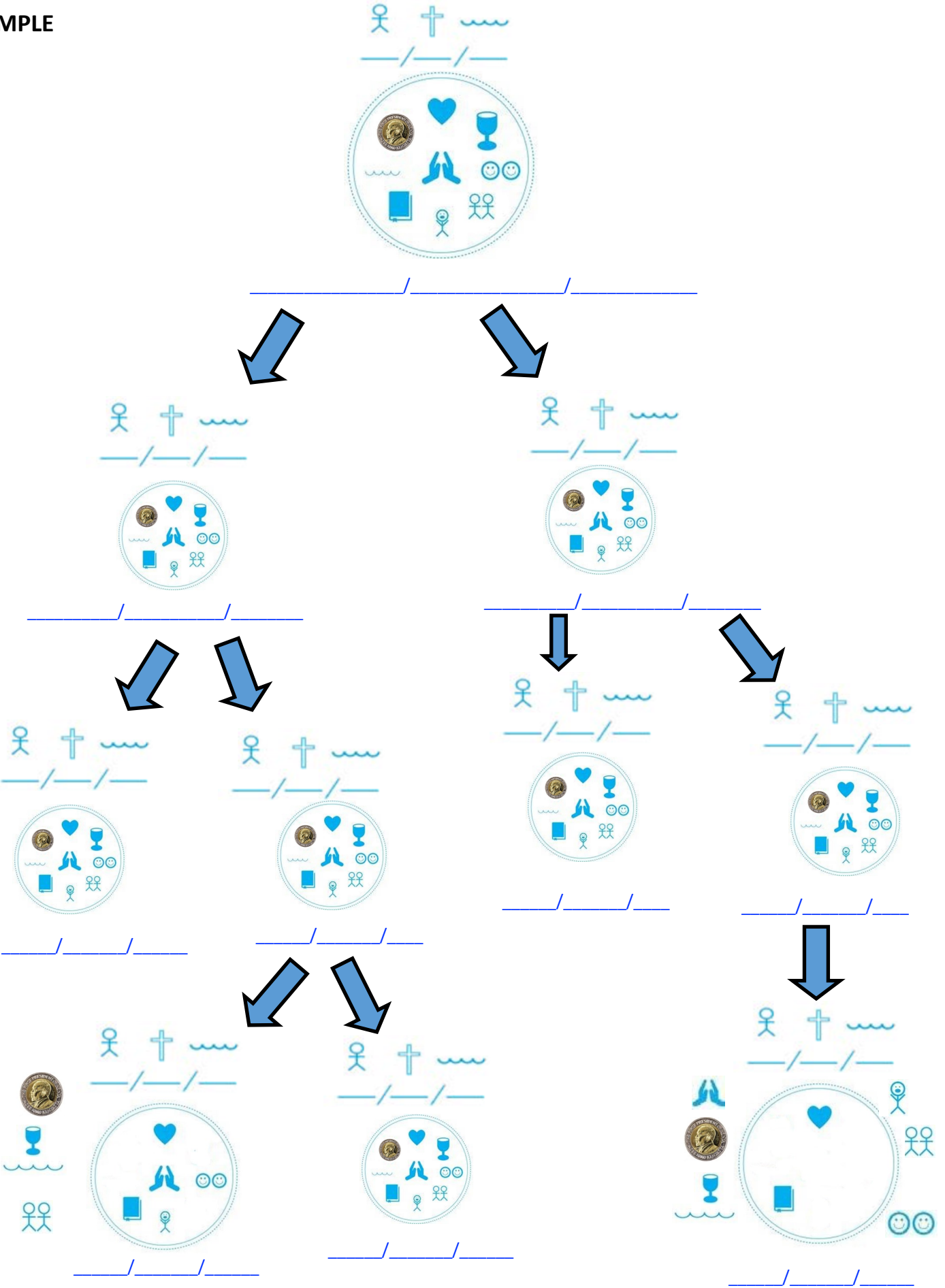


Leader/Location/Start Date

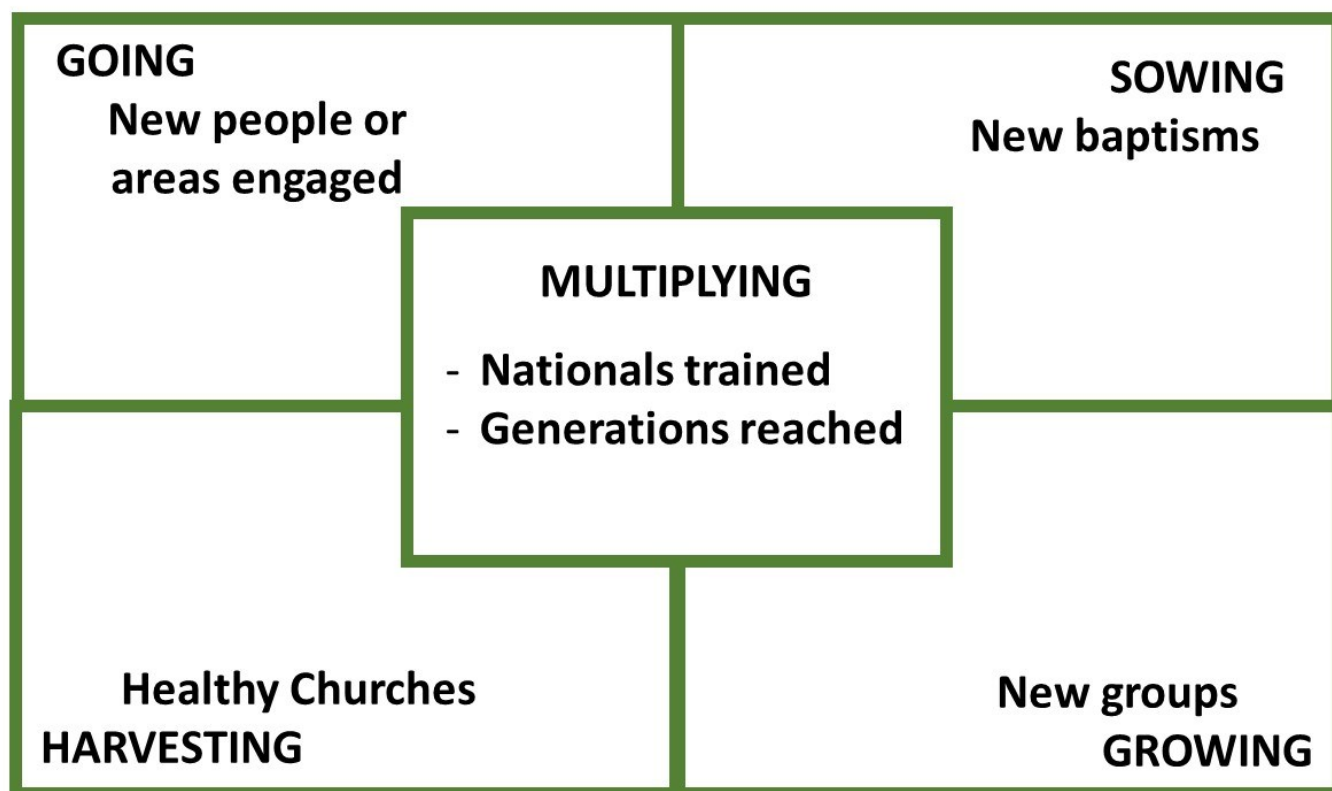
HEALTHY CHURCH ELEMENTS:

1. Commitment to be a Lighthouse/Church: Solid, instead of dotted line.
2. Baptism
3. Bible
4. Commemorate Jesus with bread and wine/juice
5. Fellowship
6. Giving and ministry
7. Prayer
8. Praise
9. Telling people about Jesus
10. Leaders

SAMPLE



4 FIELDS' MENTORING GUIDE



LOOKING BACK:

- ✓ Did you accomplish your goals from last month?
- ✓ What have been your greatest challenges? [Lighthouses, disciples, training, etc.]
- ✓ How did you work to address these challenges?
- ✓ What do you believe is working well? [Lighthouses, disciples, training, etc.]



LOOKING UP:

- ✓ What has Akuj shown you this month?
- ✓ How can I pray for you?



LOOKING FORWARD:

- ✓ What are your highest priorities for this month?
- ✓ What are your plans for new areas or unreached villages?
- ✓ How can I serve you this month?



PRACTICE:

Find a partner and practice doing the 4 Fields mentoring guide.

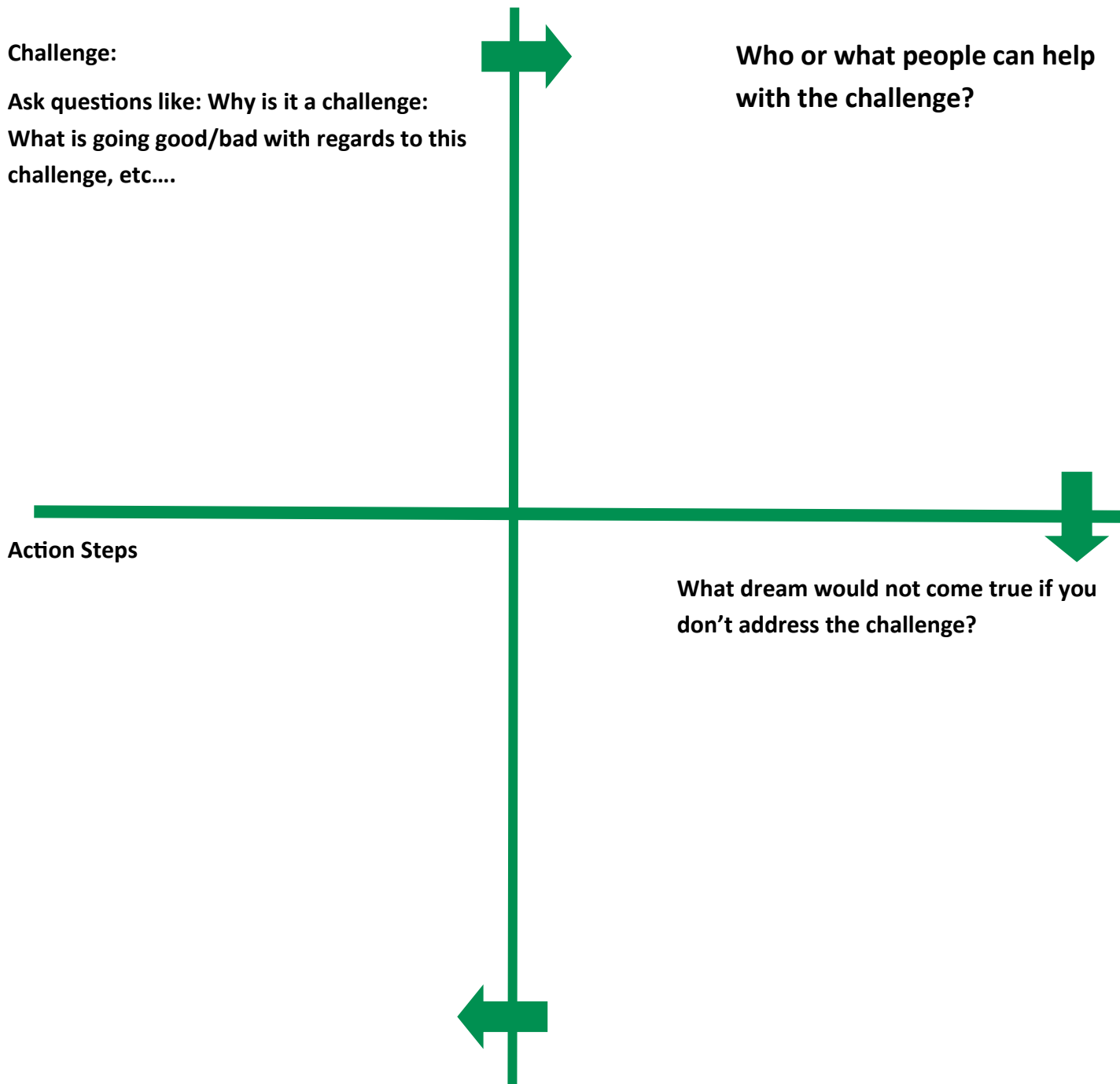
Send out two Champions to practice Going (survey), Sowing (sharing the gospel), Growing (maturing believers), and Harvest (producing healthy Lighthouses).



COACHING CIRCLES

Lighthouse Coaching Exercise: The exercise below is to be done in a Lighthouse, as a Lighthouse coaching exercise.

Take a piece of blank paper and fold it in half, and then half again, so you have 4 equal squares. Write “Challenge” in the upper left. Write “Who or what people can help with the challenge?” in the upper right. Write “What dream would not come true if you don’t address the challenge?” in the bottom right. Write “Action Steps” in the bottom left. Then pick a challenge and have people in the Lighthouse ask the questions and end by writing out action steps. Follow up in a timely manner to ensure that the actions steps are being completed.



MODULE II - COACHING CHECKLIST
(Fill in the coaching checklist now)

	MODEL	ASSIST	WATCH	LEAVE
	D1	D2	D3	D4
	Mentor gives direction and information	Mentor gives direction and support	Mentor gives support and encouragement	Mentor receives updates
	You don't understand it or do it	You're doing it, but need help	You understand and do it; may have questions	You have mastered it; no help needed
Akuj's heart and the 4 fields				
Generational mapping				
4 fields mentoring guide				
Coaching circles				
Module I - coaching checklist				
Lighthouse				
APEST Team/leaders				
Principles to Understand:				
• Are you hearing from Akuj?				
• Are you abiding in Christ?				
• Are you loving Akuj and others?				
• Are you praying and fasting?				
• DMM distinctives				
• 7 stages of a movement				
• Ways to get unstuck				
• The 5 stages of church				
• The 6 models of church				
• Area mapping (eyes to see)				
• Wives in ministry				
• Peer to peer				
• Avoiding pitfalls in movements				
Others:				
Others:				
Others:				

My Mentor: _____ My Disciple(s): _____

APEST – THE STEWARDS OF AKUJ’S MOVEMENT



Eph. 4.7-13

"But to each one of us grace has been given as Christ apportioned it ... So Christ himself gave the **APOSTLES**, the **PROPHETS**, the **EVANGELISTS**, the **PASTORS (SHEPHERDS)** and **TEACHERS**, to equip his people for works of service, so that the body of Christ may be built up until we all reach unity in the faith and in the knowledge of the Son of Akuj and become mature, attaining to the whole measure of the fullness of Christ."

TAKE-AWAYS:

- ✓ Jesus had all the gifts
- ✓ Each of us is gifted uniquely
- ✓ The church needs all the gifts to be functioning
- ✓ Our gifts build up the church:
 - *Unity in the faith*
 - *Knowledge of Jesus*
 - *Maturity*

APOSTLE (Pioneer)

- ✓ "Sent ones?"
- ✓ Extend the Gospel
- ✓ They transmit faith to other contexts and generations
- ✓ Always thinking about the future, bridging barriers, establishing the church in new contexts, developing leaders networking



PROPHET (Creative Thinker/Feeler)

- ✓ Know and discern Akuj's will
- ✓ Attuned to Akuj and his truth for today
- ✓ Bring correction and challenge the dominant assumptions we inherit from the culture
- ✓ Insist obedience to what Akuj has commanded
- ✓ Question the status quo



EVANGELIST (Connector)

- ✓ Recruit
- ✓ Communicate the gospel message and draw others to the cause
- ✓ They call for a personal response to Akuj's redemption in Christ
- ✓ Draw believers to engage the wider mission, growing the church



SHEPHERD (Nurturer)

- ✓ Nurture and protect; caregivers
- ✓ Protect and mature Akuj's flock
- ✓ Cultivate a loving and mature network of relationships
- ✓ Make and develop disciples





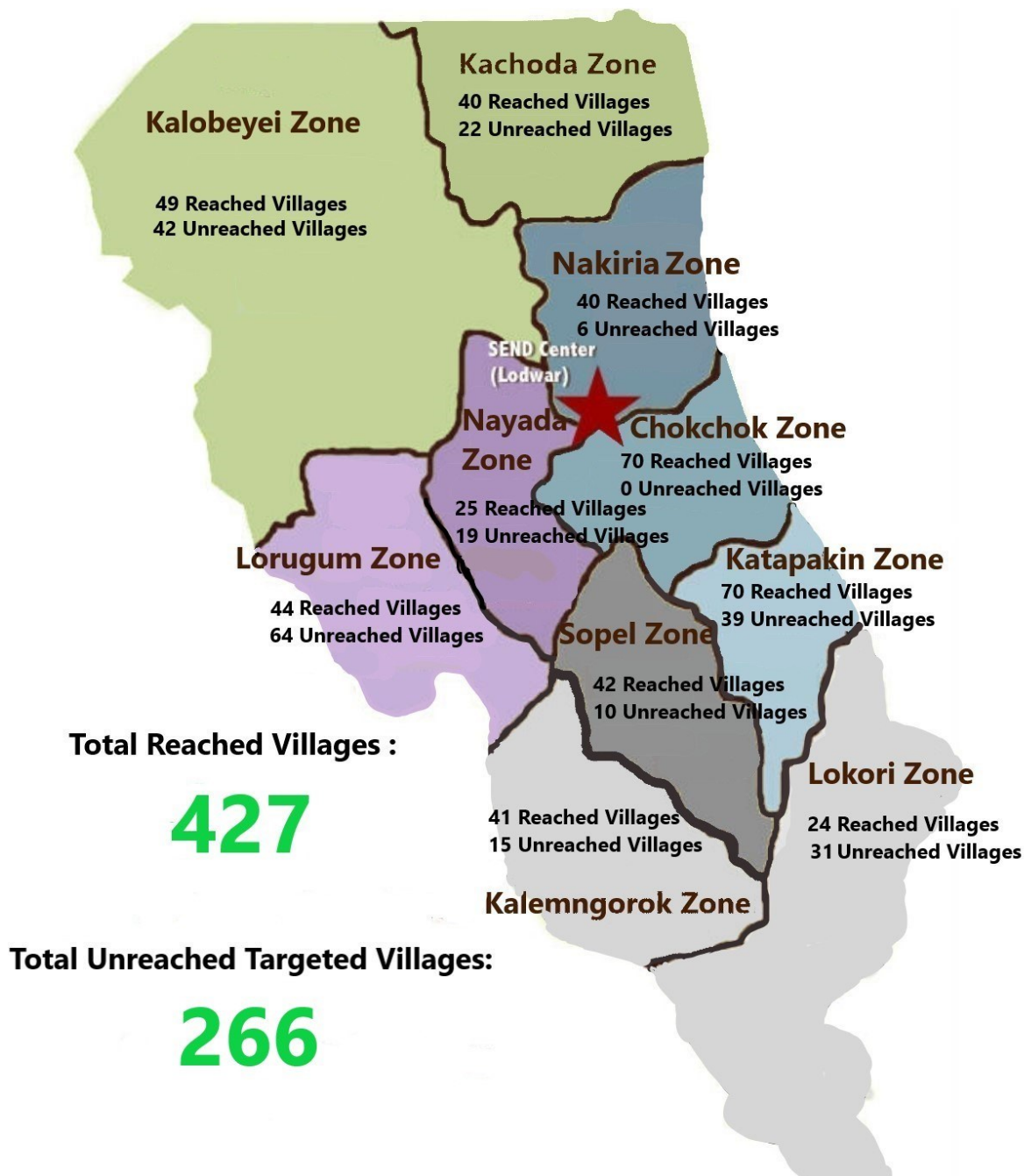
TEACHER (Guardian)

- ✓ Understand and explain
- ✓ Communicate Akuj's truth and wisdom
- ✓ Help others remain biblically grounded to better discern Akuj's will
- ✓ Guide others toward wisdom and faithfulness to Christ
- ✓ Build sound doctrine

AREA MAPPING

- ✓ Have you begun to think about where the Kingdom isn't at in your area?

Have Motivators and Champions begun to intentionally reach the targeted unreached villages in their respective zone.





OBSTACLES LEADERS FACED:

- ✓ Feeling unqualified and not being good enough; Repetitive Failure
- ✓ Consumer mindsets and self-satisfaction
- ✓ Spiritual Opposition
- ✓ Complex Training
- ✓ Temptation to think of this as production instead of relational



EFFECTIVE METHODS USED TO OVERCOME:

- ✓ Consistent coaching using the coaching tools [Model, Assist, Watch, leave principles]
- ✓ Simplified training, including the simple church model [3/3rds group]
- ✓ Intimate, abiding, and simultaneous prayer
- ✓ Accountability within the groups [checking-in]
- ✓ Prayer walking for people of peace and for the least, last, and the lost



OBSTACLES LEADERS FACED:

WIVES IN MINISTRY

- ✓ **How are women looked at in your culture? In Christianity?**

The Turkana culture is male chauvinistic. Women are less privileged. They are not expected to share “anything good”. They are considered passive. SHARE International is giving Christian women the opportunity and freedom to share the Good News. Believers are taught from Scriptures that women must be regarded as equal to men.

- ✓ **Are your wives discipling people too? If they are not, how can you empower them to start?**

The women empowered to do it are doing so – a great job! They are being trained and are starting new Lighthouses that model to others.

AVOIDING PITFALLS

- ✓ The “Addition Model”: Remember multiplication is the goal.
- ✓ Dependency upon the “Legacy Model”: It is extremely difficult to go to traditional/legacy church and do DMM
- ✓ Discouragement: DMM work is hard and you will get discouraged. Don’t give up or go back.
- ✓ Works, Performance, and Production Orientation: Don’t do DMM because you want the best method to see multiplication. You need the right balance between posture, presence and practice.

PEER-TO-PEER

- ✓ Peer-to-peer is sharing what we have and serving other leaders of movements.

The Turkana “Missionary Tribe” plans share and replicate the DMM Methodology among one of the unreached neighboring tribes to the north together with any existing like-minded peer organizations and/or movements in the East Africa region.

- ✓ We need to get this concept: As we work together as a team, Akuj can use us in greater ways than if we work alone or to build our own kingdom!

SHARE International plans to collaborate with like-minded Missions organizations to come alongside the Turkana “Missionary Tribe” to replicate the DMM Methodology among one of the unreached neighboring tribes to the north.



PRACTICE:

Get with someone you do not know and share your generational maps and do the 4 fields coaching practice as a peer, not as a coach. Encourage one another on! SHARE International's Zone Leadership Teams will develop Inter-Zone Peer-to-Peer relationships and meet at the SEND Center in Lodwar once a quarter to do the following:



LOOK BACK

- **Testimonies:** Spend time having people share testimonies of how they have been able to start Lighthouses, lead people to faith in Christ, or other testimonies of how Akuj is working in their lives. They can also share testimonies or stories from their disciples in their respective Zones.
- **Worship:** Spend time worshiping the Lord through prayer, singing, dancing, dramas, communion, or by using other spiritual gifts to encourage the Body of Christ that has gathered together. Praise Akuj for what he is doing in people's lives from the testimonies you have just shared.
- **Encourage & Inspire One Another:** By sharing their generational maps and do the 4 Fields coaching practice.



LOOK UP

Teaching: Toward more advanced teaching topics related to leadership. This is where the apostles, prophets, evangelists, shepherds and teachers can equip people in ministry skills beyond the basics. The teaching could also be used to rebuke or correct a problem that has started in the Lighthouses [2 Timothy 3:16-17].



LOOK FORWARD

- **Obey. Train. Share. Give:** Take time to have people pray about how they need to obey the teaching lesson if there needs to be any obedience to it. Have leaders of the movement share the upcoming events or service opportunities that Lighthouses can partake in, such as outreach events. If there are any needs within the body of Christ, those can be shared and you can pray for them or collect money or resources to help resolve those needs. Encourage those attending to be praying about who they can share their story and Akuj's story with. Share about opportunities for any upcoming trainings in the area.
- Cast vision for what the Disciple-Making Movement can become as people obey what Akuj is revealing to them.
- Agree to "Expect great things from Akuj" and "Attempt great things for Akuj" (Wm. Carey).

SUMMARY OF KEY POINTS IN DISCIPLEMAKING

1. Take care of the depth of your ministry; Akuj will take care of the breadth.
2. Pour deeply into the few who obey no matter what the cost!
3. Keep doing what you're doing...you will get better at it.
4. Obey and train others. Key question: When does the church/Lighthouse in your home meet?
5. Simple things grow, simple things multiply.
6. It is always relational before it is organizational.



TIPS FOR DISCIPLEMAKERS [TRAINERS]

The points below are helpful tips from experienced disciple-makers on how to get a discipleship movement going and some of the things to expect:

1. Successful discipleship movement initiators cast vision to many people to find the few that will both say and do "yes".

2. Trainers need to invest time in the “doers”. They are the ones who will start a movement. These doers rarely exceed 10-20% of the attendees. Don’t give the non-fruitful people much of your time. There are 4 types of people who will come:
 - **Attenders:** Those who don’t do anything.
 - **Witnesses:** Those who lead people to faith, but don’t start a Lighthouse.
 - **Starters:** Those who witness and start new Lighthouse, but don’t teach their Lighthouse how to multiply.
 - **Trainers:** Those who witness, start new Lighthouses with their converts, and teach those Lighthouses to witness and start new Lighthouses. Spend your time with these people!
3. Fill up your schedule with trainings and starting Launch Lighthouses to find the “10 to 20% of disciple-makers [trainers]”.
4. Encourage trainers to start at least two Lighthouses, as the power of multiplication is much greater.
5. You can potentially have the Lighthouses meet every other week, so the trainers can meet with their trainees on the off weeks [only do this once the DNA is set and the Lighthouses are going. At first you will meet every week]
6. Make sure you understand and practice the 3/3 process!
7. Accountability questions to ask: Don’t ask Yes/No questions. Ask open-ended questions like:
 - **Witness:** Who are you witnessing to? Who has believed?
 - **Starter:** When are you training them in the same process?
 - **Trainer:** How are these new believers doing witnessing to and winning others?
 - **Trainer of trainers:** When are they training their Lighthouses?
 - **Trainer of trainers who trains trainers:** How are the trainers, that you are training, doing in training their new Lighthouses?
8. Never give an assignment or goal unless you plan to ask about it at the next meeting...otherwise you will kill the obedience-based discipleship!
9. Once a movement gets going, you will need to stay with Lighthouses for a while [in the “watch phase], usually for 12-18 months, sometimes longer. Ultimately you need to stay until the goal is accomplished: 4th generation believers [trainers of trainers are raised up] and solid leaders emerge who understand what to do.
10. If you do the 3/3rd’s process well, leadership development will naturally occur. Accountability will bring up leadership issues, which you can then address.
11. Every believer is being trained to become a disciple-maker [trainer], so you can always have emerging leaders [trainers], if people obey what they are supposed to do.

DISCIPLE MAKING MOVEMENT DISTINCTIVES

I. SPEED BUMPS THAT SLOW DOWN A MOVEMENT

a. Construction of Lighthouse/Church Buildings

- Buildings use up the time and money of people and are not easy to reproduce.
- Therefore, we encourage meeting in homesteads.

b. Church Programs

- People make disciples, not programs. Programs also use time and money. They are also not as easy to reproduce and pass on to other believers.
- Therefore, we encourage relational, life-on-life discipleship, to make disciples.

c. Foreign Missionaries

- Foreign missionaries need to learn a new language, culture, and build relationships with the locals. This will take years to accomplish!

- Therefore, we empower indigenous people who already know the language, culture, terrain, food, and have relationships and family in their home country. They also have access to places foreign missionaries can't get into and they don't get homesick. It is also less expensive to equip them versus having a western missionary on the field.

d. Bible School

- Formal training at a seminary is not a necessity to be a leader.
- If someone needs to leave their village for 1 to 4 years to attend a Bible school, they will lose connections with people. They will also think that if others are to be leaders of a church/Lighthouse, then those people also have to leave to go attend a Bible school...which is not an easily reproducible model.
- Therefore, we encourage life-on-life discipleship. As a believer matures, he/she can also become an "apprentice" of an experienced discipler to learn from them. All of this can be done in the context of the believer's normal, daily life.

II. CATALYSTS FOR GROWTH: THINGS THAT SPEED UP A MOVEMENT

- a. Materials and concepts need to be contextualized - simple, reproducible, and easy to pass on from believer to believer.
- b. They should be in the heart language of the people also.
- c. Empowering local believers to disciple their own people.
- d. Lay-led house churches/Lighthouses [ideal, but not always followed].
- e. Obedience-based discipleship with accountability to follow up on the obedience.
- f. All believers are trained to share the gospel and disciple people.
- g. Life-on-life discipleship.
- h. Baptism performed by the person who shared the gospel.
- i. Prayer, faith and obedience to what Akuj is telling you to do.
- j. All believers using their spiritual gifts and involved in evangelism and discipleship.
- k. The 2 Timothy 2:2 principle.
- l. Believers who are empowered and are taught the crucial elements of being self-sustaining.
- m. Inductive, participative Bible studies.
- n. Vision for multiplication.

7 STAGES OF A DISCIPLE MAKING MOVEMENT (DMM OR CPM)

DMM Team in context but no purposeful DMM plan or efforts yet

1. Moving Purposefully (G1) – Trying to consistently establish 1st generation of NEW believers &

Lighthouses:

- i. Purposeful Field 1 and Field 2 activity but no results yet (entry – looking for person of peace/houses of peace -- and evangelism)
- ii. Have some *new Gen1 believers*
- iii. Have some *new Gen1 believers and new Lighthouses*
- iv. Have consistent *new G1 believers*
- v. Have consistent *new G1 believers and new Lighthouse*
- vi. One or more *new first-generation Lighthouses*
- vii. Several *new G1 Lighthouses*
- viii. G1 Lighthouses are starting new Lighthouses
- ix. Close to G2 Lighthouses (1+ G2 Lighthouse)

2. Focused (G2) – Some 2nd Gen Lighthouses (i.e. new believers/ Lighthouses have started another generation)

3. Breakthrough (G3) – Consistent 2nd Gen and some 3rd Gen Lighthouses

4. Emerging DMM (G4) – Consistent 3rd Gen Lighthouses and some 4th Gen Lighthouses



5. **Disciple Making Movement:** Consistent 4th Generation and beyond Lighthouses in **multiple** streams

6. **Sustained DMM:** Visionary, indigenous leadership leading the movement with little/no need for outsiders. Stood test of time with at least several hundred Lighthouses (Most stage F DMMs have 1,000 or more Lighthouses)

7. **Multiplying DMMs:** Initial DMM is now catalyzing other DMMs in other people-groups or cities

NOTE: All generations counted are NEW believers and new Lighthouses, not EXISTING believers and Lighthouses. Existing believers/ Lighthouses are labelled **Gen 0**, indicating that they are the baseline generation we are launching from.

WAYS TO GET A MOVEMENT UNSTUCK

Danger of DRIFT or HALTED MOMENTUM: E.g., Heb. 6:1 - Since DMM is so counterintuitive, it is the hardest type of ministry and takes exceptional intentionality at each stage.

Keys/Challenges to 1st Gen Lighthouses

- Not a broad & bold enough outreach
- Not mobilizing local partners
- Weak call to commitment
- Not enough fasting & praying
- No clear church formation stage
- Failure to find key national co-laborers with vision (not hired workers)

Keys/Challenges to 2nd Gen Lighthouses

- The 4 Fields path too complicated; can only be done by mature Christians, not new believers;
- 4 Fields path pieces missing – easy for believers to off ramp
- 3/3rds process is weak; accountability is weak
- Not finding 4th soil people/persons of peace at Gen 1
- Not setting the follow/fish (Mk 1:17) DNA within hours/days
- Coach the M.A.W.L. process at every stage
- Not oikos (Gk. “house”) harvesting at Gen 1

Biggest Hurdle is from 2nd to 3rd Generation Lighthouses

Keys/Challenges to 3rd Generation Lighthouses

i. Momentum

- Always think grandchildren Lighthouses
- When a 1st Gen Lighthouse starts, you must be planning 3rd Gen already
- Let them share testimonies of getting there
- 1st Gen trainers must model for 2nd Gen believers a clear vision and reproducible method.
(E.g. The 3/3rds)

ii. Some of the RED PARTS are missing (reproducible parts of 3/3 process)

iii. Weak vision. Vision doesn't bleed down generationally and is not sticky

iv. We haven't found the 4th soil person - Person of Peace yet

√ Keep sowing broadly

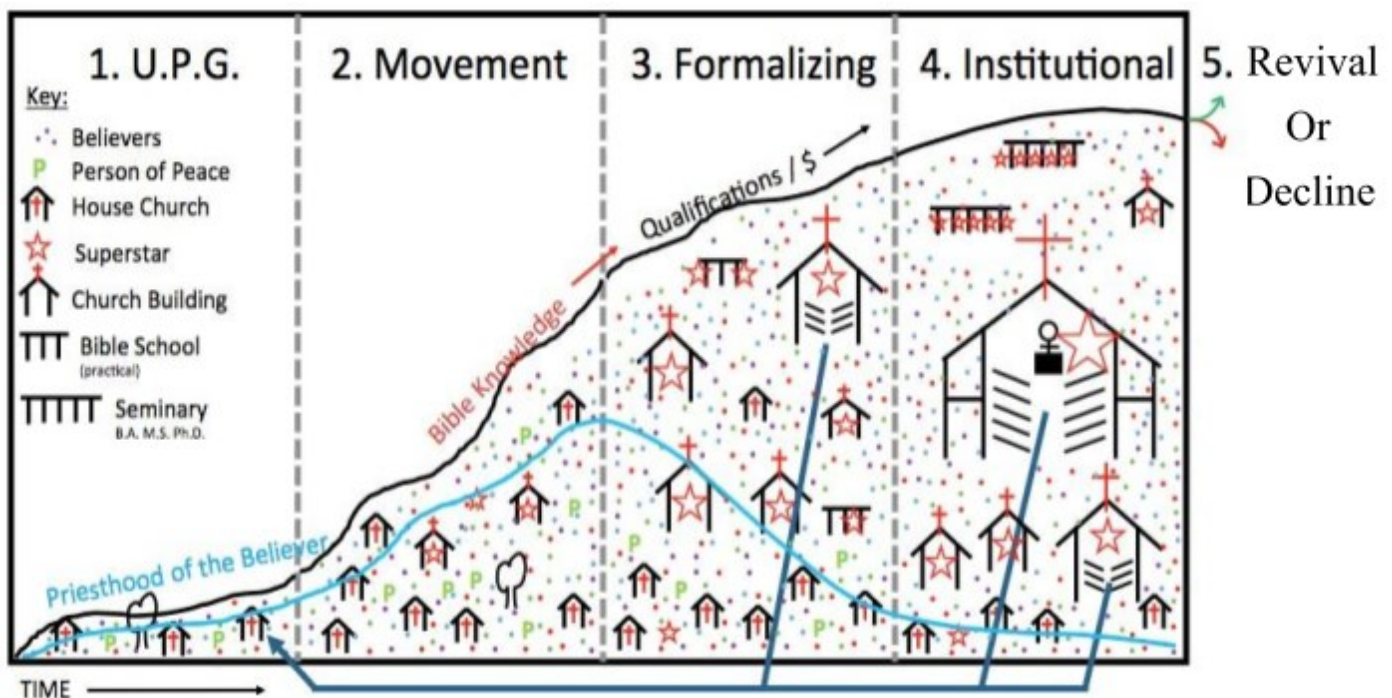
v. Help your new believers create generational trees

- i. Fear has set in; trying to avoid persecution
- ii. Need shoulder height national co-labourer with big vision
- iii. Poor leadership development. Need to develop Timothies
 - Leaders still go to foreigners/G O Christians for answers rather than discovery

Keys/Challenges to 4th + Gen Lighthouses – Sustainability:

- Lack of vision that is sticky, compelling and passed on in each generation; or vision has been hijacked
- Spotty or wrongly-focused mid-level training
- Not shifting the effort of key leadership on the SOILS continuum
- Turnover of key leadership
- If you get to G3 you usually get to G4
- Run out of natural sphere (oikos) and not yet going cross-cultural or cross-regional

THE 5 PHASES OF CHURCH



I. THE UNREACHED PEOPLE GROUP (UPG) PHASE

In the beginning of a new mission work, the people group is unreached. Few believers or churches exist. Outsiders enter the context and lead people to faith. Persons of peace are discovered and networks of relationships are opened up through those who accept Christ. It is not uncommon to find some who may multiply gospel 30, 60 and 100 times in their circle of influence. In this early stage of what might become a movement of Akuj, usually all forms and methods are rather simple. If they are not, then this mission work never becomes a movement.

II. THE MOVEMENT PHASE

At this next stage, multiplication of disciples and churches occurs primarily because indigenous believers are captivated by the vision to reach their own people group and beyond. The number of believers begins to increase dramatically because the concept of the priesthood of every believer takes off (the line begins to rise more rapidly). The gospel explodes as we find people of peace, and new communities are opened up to us.

Churches continue to meet in informal places such as homes and multiplication is the norm for most churches as they live with these simple forms. Leadership development usually occurs in the context of churches. Locally connected leadership networks develop where leaders with more responsibility gain additional training in context.

Indigenous believers do not wait for outsiders to initiate evangelism, baptism, discipleship, church planting or leadership of churches. The movement grows because of their confidence that they are commissioned and empowered to do the work of ministry. Most believers and leaders do not see a great “clergy/laity” divide. A movement can remain in this stage for years or decades.

III. THE FORMALIZING PHASE

During Phase three, you still continue to get many more believers. Those churches led by pastor teachers (the stars) continue to grow, while the house churches remain small. Still, most growth happens through the multiplication of these house churches.

As the movement progresses, the number of believers continues to increase rapidly. A desire develops to standardize or formalize certain aspects of the movement (e.g. church formation, leadership development, etc.). Leadership development existed in the earlier phases but it was done intentionally in context. Leadership development becomes more formalized as well. Dedicated institutions begin to emerge to train more leaders and to do it in a more systematic manner. Certificates and credentials begin to emerge in the process.

Some very gifted leaders begin to stand out amidst the leaders (represented by stars on the drawing). They are highly gifted evangelists, preachers, teachers and administrators. Lay pastoral leadership becomes less common and a professional leadership becomes more common. During this time, Bible knowledge grows.

But along with this, there are increasing qualifications needed to start a church, and the increased costs involved in raising up leaders, and starting churches. The result is that normal disciples can be intimidated from doing the work of the ministry. They do not have the abilities or specialized training/credentials of the professional leaders. Therefore, the concept of the priesthood of the believer (in terms of “every member a minister”) wanes. A smaller percentage of disciples continues in ministering to others. No one intends for this to occur, and many pastors will do their best in stages three and four to build up their church members as ministers and leaders, but the “clergy/laity” divide becomes more profound. Part of the problem is that people see the credentials that these people have, and they begin to think they need these credentials before they can do anything. People begin believing that the goal of a Christian worker is to become like these pastor teachers.

More and more barriers develop separating ordinary believers from the concept of the priesthood of believers. As a result, fewer people seek out people of peace, and fewer people of peace start house churches. As a result, most gospel sharing shifts from outside the church, to inside the church building. People begin bringing their friends to the meeting place, for the pastor teacher to explain the gospel.

IV. THE INSTITUTIONAL PHASE

As the movement becomes formalized, it inevitably moves to the last phase. The movement may grow for a while due to the sheer number of churches and believers bearing witness. However, it is not uncommon for the movement to plateau in this 4th phase. At this point, multitudes of believers exist. Churches are very common and accepted in society. The majority of churches meet in purpose-built structures and the requirements for what constitutes a church become more rigid. For a church to meet in a home is seen as odd and “not real church.” Some churches become larger and some mega churches emerge, although, the vast majority of churches still average under a hundred in attendance.

Extremely gifted leaders emerge. Virtually all leadership development is now performed through institutions like seminaries or Bible schools, and credentials are expected. A majority of leaders serve in full or part-time capacities. Lay leadership is less common, or at least less visible. The concept of priesthood of the believer wanes drastically. Believers bring their lost friends to church rather than finding people of peace, (who would have started new house churches). Professional leaders do the work of ministry and find it difficult to motivate the average person in the pew to serve in lay ministry. A few mega churches emerge. Still, most churches still average under 100 believers.

Institutions by the church become common (seminaries, publishing houses, hospitals, mission organizations, etc.) and often yield great impact through the manpower and budgets they wield. At this point, the majority of church growth does not happen through evangelism, rather, most church growth happens through transference. In fact, studies show that well over 90%, perhaps as much as 95% of church growth at this point comes from other churches, and as few as 5% comes from unbelievers within society.

V. THE REVIVAL OR DECLINE PHASE

At this point, the movement will plateau, and over time, Christianity will start to decline, unless a new movement can be restarted. Here, there are two choices, “Decline” or “Revival”. Basically, the church institution has taken over, and new life has to be unleashed for new growth to appear.

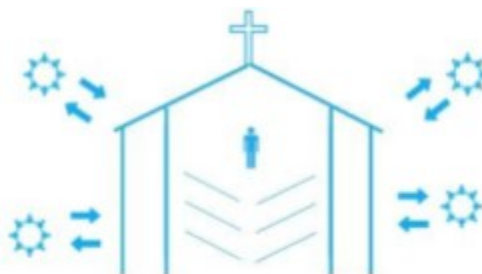
This whole process can take years, decades or centuries to develop. The early church does not appear to have entered this final stage until the Fourth Century A.D. Most movements progress through these stages. The difficulty comes when we lack this historical perspective and try to make sense of movements at earlier stages.

THE 6 MODELS OF CHURCH

TRADITIONAL (INSTITUTIONAL) CHURCH



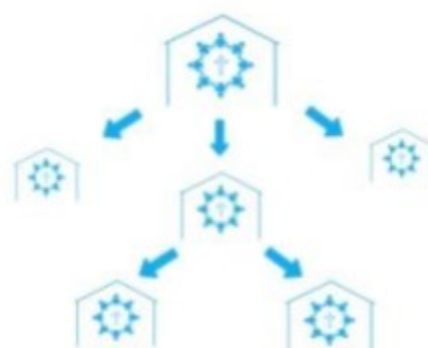
CELL/SMALL GROUP CHURCH



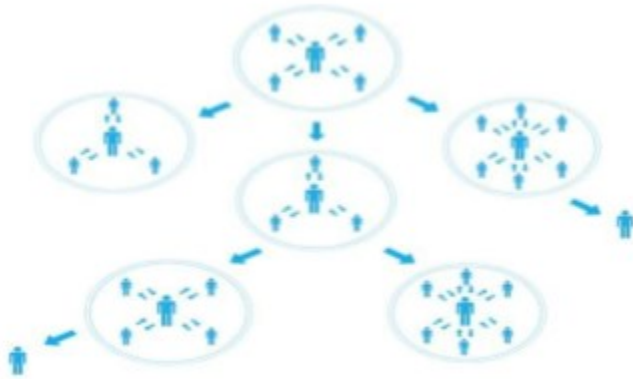
MIXED MODEL



LIGHTHOUSE CHURCH NETWORK



DMM/CPM/T4T



YOUR MODEL



WHY? Has Akuj Saved Us? Because He Loves Us!
He Also Wants Us To Share This Good News!

THE 4 COMMANDS [Matthew 28:19-20]

1. Go
2. Make disciples
3. Baptize them
4. Teach them to obey



THE 4 CALLS

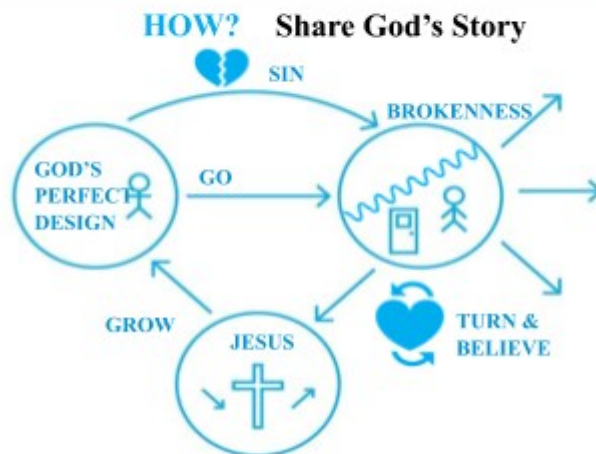
1. The Call from Above: Mark 16:15
2. The Call from Below: Luke 16:27-28
3. The Call from Inside: 1 Corinthians 9:16-17
4. The Call from Outside: Acts 16:9

WHO? Your Relational Network 20



Write down the names of 20 people you know that do not have a relationship with Akuj. Pray for them and share your story and Akuj's story with them.

Ask the participants to identify 20 people from their relational network (family members, neighbors, friends etc.) that do not have a relationship with Akuj. Pray for them, share your personal testimony, their stories, and share the gospel (creation to Christ.)



CHURCH MEETING FORMAT [3/3]



LOOK BACK Care and Worship



Care & Worship



Check Up



How did you obey?



Who did you train?



Did you share your story or Akuj's story with anyone?



Vision: multiply disciples and churches.



Pray



Read the passage



What did you **like**?



What did you find **challenging**?



Read the passage again



What does it teach about **Akuj**?



What does it teach about **people**?



LOOK FORWARD

Pray and **listen** to Akuj. How can you obey? Who can you train? Who can you share with? Share your commitment with the church.



Practice: Divide the participants in pairs and ask each to retell the passage in his/her own words so they can exercise how to share the lesson learnt with the unsaved relational network. Close with prayer.



HOW DO YOU START A LAUNCH GROUP?

Use a Launch Group to start a discipleship making movement from within your existing church or organization!

PRE-MEETING

Cast vision to existing Christians in your church on how they can become a part of a discipleship movement that sweeps across their village and Zone! Then gather them together in Launch Groups to train them how to make disciples that make disciples using the schedule below.

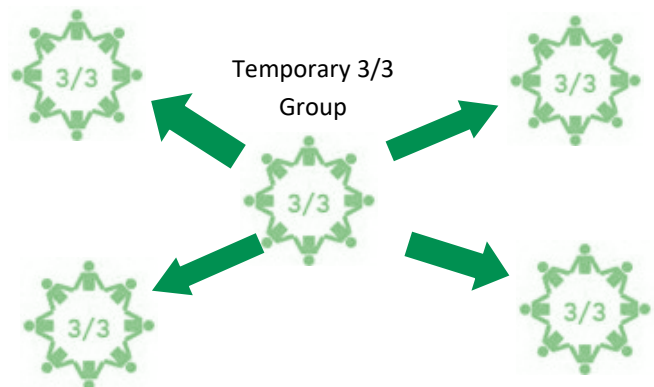
WEEK 1

Start with the initial lesson on **Why? Who? How?** You will need about 2 hours.

WEEK 2 [and following weeks]

Use the **Start Track** and plug it into your **church meeting format** that follow the 3/3 process. Start with lesson 1 on the second week, and then move on to the next lesson the following week if your Group is actually sharing their stories. If not, stay on Lesson 1 for another week or two until everyone knows how to share their story and are actually sharing their story. There are 8 lessons you will go through in total using this format each week.

- ✓ Lesson 1: Why? Who? How?
- ✓ Lesson 2: The Holy Spirit
- ✓ Lesson 3: Tell Your Story
- ✓ Lesson 4: Tell Akuj's Story
- ✓ Lesson 5: Follow and Fish
- ✓ Lesson 6: Baptism
- ✓ Lesson 7: Your New Identity in Christ
- ✓ Lesson 8: The Bible
- ✓ Lesson 9: Talk With Akuj
- ✓ Lesson 10: Hard Times
- ✓ Lesson 11: Become a Fully Functioning Church



WHAT SHOULD YOU DO WITH NEW BELIEVERS?

If someone accepts the Gospel, the trainee should teach the new believer the Start Track. If there isn't time, set up a time to meet together later. **Don't bring the new believer back to the Launch Group.** This would kill obedience-based discipleship and the making of new leaders, because the new Christians would start to depend on the "trained" church leader. Instead, help the new believer form a church around their relational network if possible. If you are not successful at starting a new church around a new believer, then teach the new believer the Start Track lessons [one-on-one] and put them into an existing church.



MULTIPLICATION AND DISCIPLESHIP PRINCIPLES

What principles can lead to faster multiplication of disciples?

PRINCIPLE #1 - Everyone is Equipped

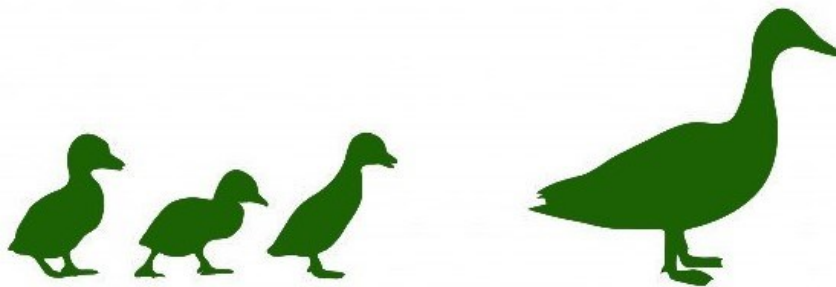
- ✓ Every disciple a disciplemaker, every home a training center, every church a missions organization.

PRINCIPLE #12 – Dual Accountability

- ✓ Hear from Akuj and obey what He reveals to you.
- ✓ Share it with others and keep each other accountable



Duckling Discipleship: Jesus is the mother duck. We are all following behind Him. You don't have to be a mature duck to lead the others behind you ... you just need to be one step ahead.



PRINCIPLE #3 - Every Disciple is to be Self-feeding in:

- ✓ The Word (Bible)
- ✓ Prayer
- ✓ Body life (getting together with other believers)
- ✓ Persecution and suffering

PRINCIPLE #4 - Eyes to See Where the Kingdom Isn't

- ✓ Where around you is the Kingdom of Akuj missing? Now will you start work in these new areas? We always need to be looking for places the Kingdom is not in.
 - ✓ Where around you is the Kingdom of Akuj missing? Now will you start work in these new areas? We always need to be looking for places the Kingdom is not in.
 - ✓ Jesus loves the least, the last and the lost. Intentionally look for these people.

ACCOUNTABILITY GROUPS

1. Be in groups of the same gender. Split the group once it reaches 4 people [so you have two groups of two that will repeat the process]. This is done to multiply the group/disciples.
2. Each person selects at least 25 chapters of Scripture to listen to or read. Try to read an entire book through to get the overview of the book. If it is a short book, read it a few times.
3. They meet weekly and share whether or not they have listened to or read the passages for the week.
4. They then read or quote 2 Timothy 3:16-17 and share what the Lord has told them they should start doing, stop doing, correct, or grow in as a result of what they listened to or read.



2 Timothy 3:16-17 “All Scripture is inspired by Akuj and profitable for teaching [start], for reproof, [stop], for correction [correct], for training in righteousness [grow in]; so that the man of Akuj may be adequate, equipped for every good work.”

5. They then read or quote 1 John 2:15-17 and confess any sin related to lust of the flesh, lust of the eyes, or the pride of life from the past week. They then share how the Lord has enabled them to do His will during the last week.



1 John 2:15-17 “Do not love the world nor the things in the world. If anyone loves the world, the love of the Father is not in him. For all that is in the world, the lust of the flesh and the lust of the eyes and the boastful pride of life, is not from the Father, but is from the world. The world is passing away, and also its lusts; but the one who does the will of Akuj lives forever.”

6. They then spend time praying for one another based upon what has been shared within the church.
NOTE: the confidentiality should be clearly communicated and agreed upon prior to sharing with a new partner.

PRACTICE: Do an accountability group with one or two other people.

INVEST IN A FEW



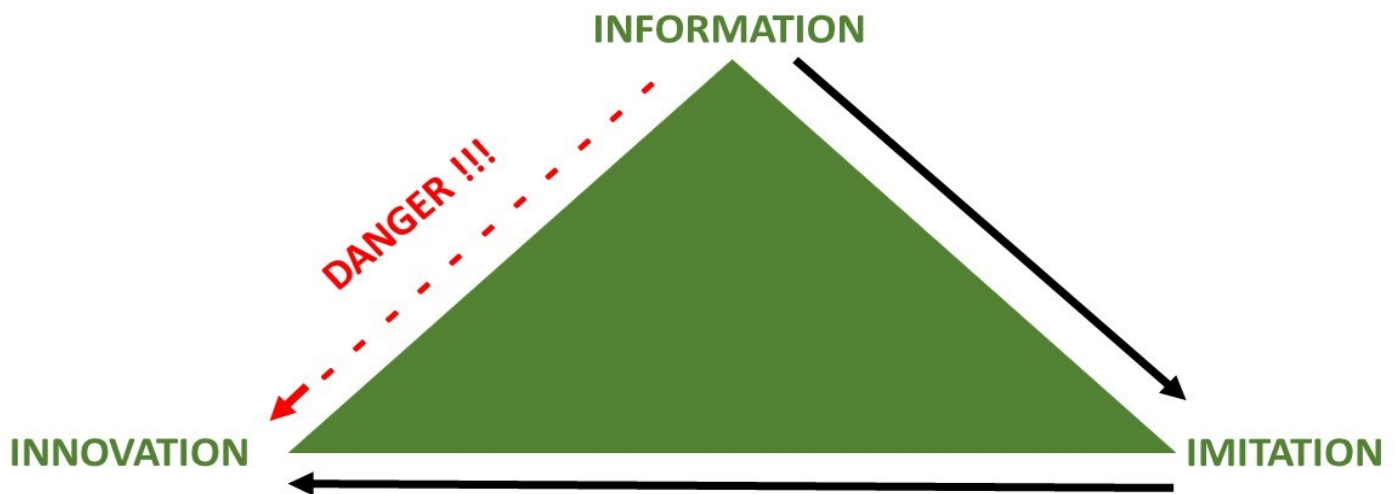
- ✓ Who do you spend time with? Those who are applying and passing on what you teach them!
- ✓ Train anyone who is willing to be trained, but follow up with the fruitful.
- ✓ Pour deeply into a few who will pour deeply into a few.

PRICE TO PAY

- ✓ If you live out these discipleship principals, you will be persecuted or suffer spiritual attacks.
 - 2 Timothy 3:11-12, Romans 8:17
- ✓ Akuj can redeem those attacks though and work them out for good.
 - Romans 8:28

SHARING THESE PRINCIPLES

- √ After you have been able to do the things you have just learned about, who do you share them with?
 - It is best to share them with new believers or younger people. The older a person is or the longer they have been a Christian, the less likely they are open to a new way of discipleship. The same is true of organizations and churches. The larger they are or the longer they have been around, the less open to change they will be.
 - The parable of the old and new patch and wineskins [Luke 5:36-39]
- √ Always put into practice what you have been taught and do it yourself before telling other people to do it. Also, do not change what you have been taught too much, otherwise it will not work!



In order for people to implement the training, **Dissatisfaction with the status quo + Knowledge of a better way + Knowledge of how to take the first steps > Inertia.**


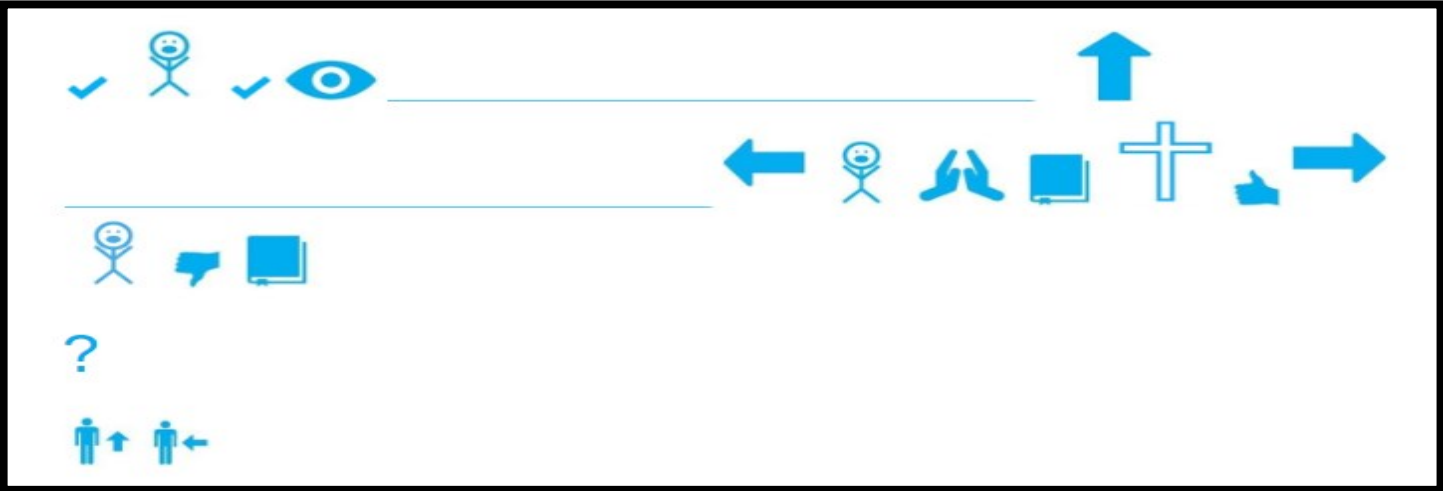
FINAL THOUGHTS


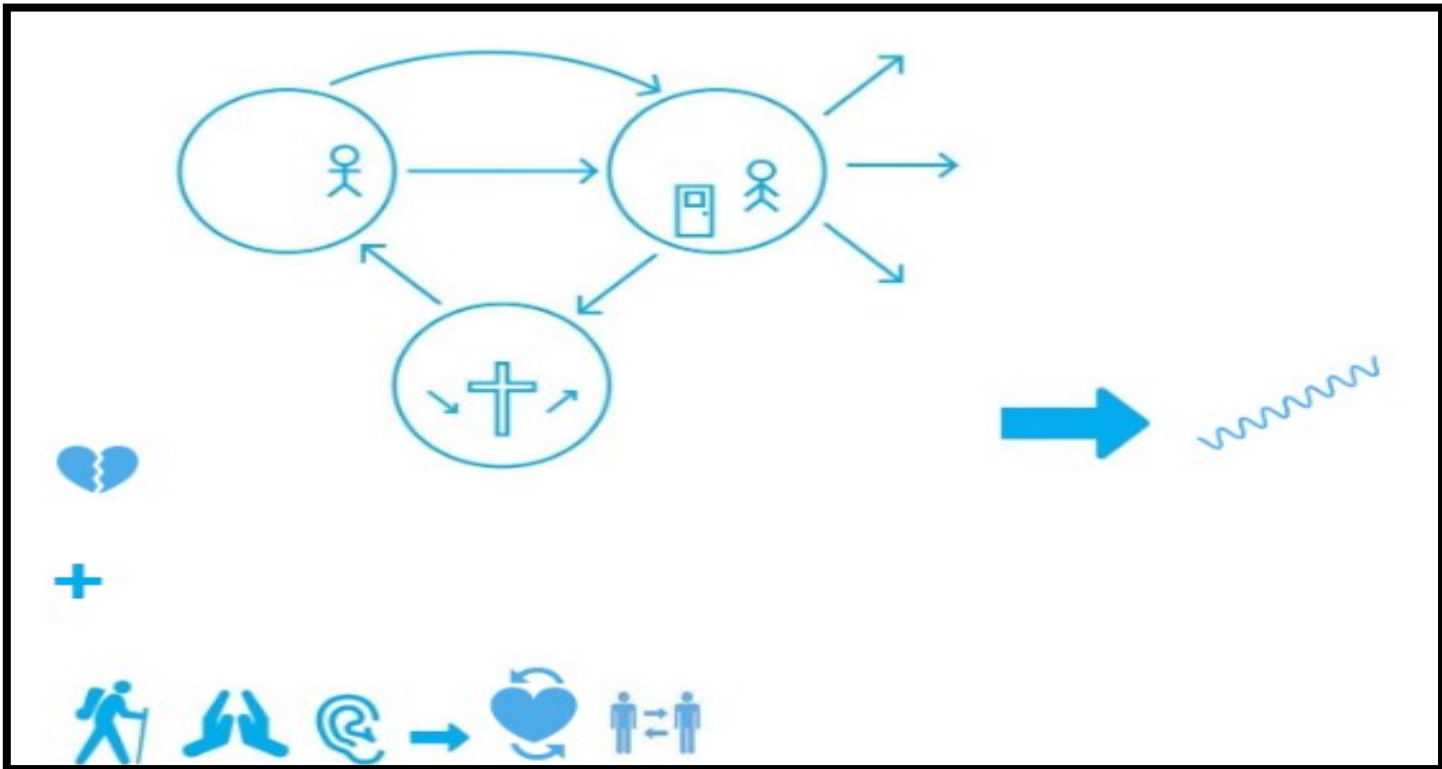
- √ We want to work toward churches that reproduce. If you start a church that doesn't reproduce, don't worry! Just try again. It is still a light in the darkness!
- √ A famous athlete once said: "You will miss 100% of the shots that you never take!"
 - So get your hands dirty! Don't be afraid to make a mistake.


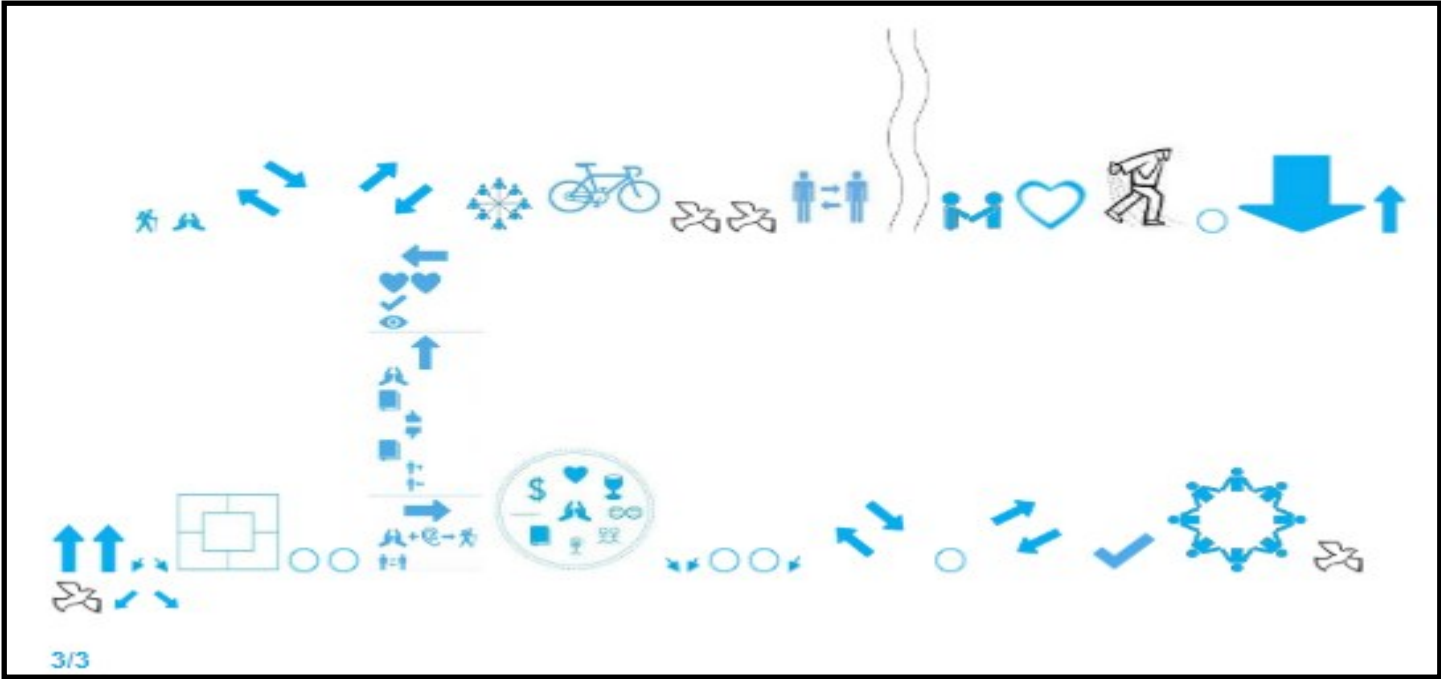
Tools for Oral Learners

Bookmarks: These can be downloaded and printed from the following links:

- <https://big.life/training/training-bookmark/>
- <https://big.life/training/training-bookmark/downloadable-bookmarks/>
- https://big.life/wp-content/uploads/2019/11/Biglife-1-Page-Training-Manual_US-English_v3.0-BRANDED.pdf

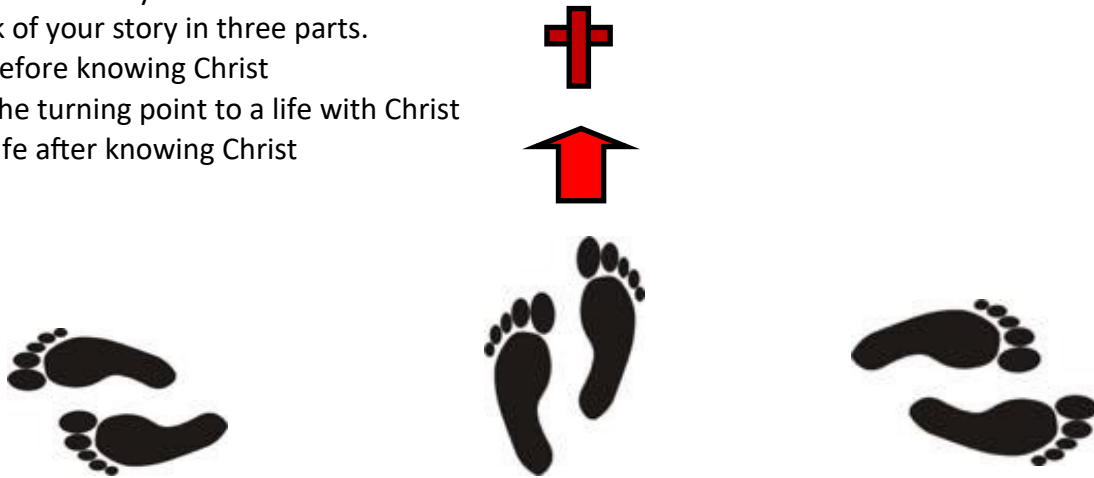






Appendix 1: Key Principles for Telling YOUR STORY

1. Think in terms of three stories: their story, your story and Akuj's story. The ultimate goal is to share what Akuj has done in your life and what you believe about Akuj.
2. It is helpful if you can get them to share about their life journey (their story) in order that you might be able to share your story and Akuj's story in a way that will be meaningful to them. Listen carefully for challenges, life changing events, and emotional responses that may have parallels with your story. Show genuine interest and concern. Earn the right to be heard.
3. The importance of your story is to create a dialogue and begin a relationship relating your story to their story.
4. Be prepared in relating your story to explain how Akuj was shaping you with challenges, life changing events, and emotional responses similar to those they may have experienced without you even realizing it at the time.
5. Remember that there may be any number of entry points for your story based on what you hear about their story.
6. Think of your story in three parts.
 - Before knowing Christ
 - The turning point to a life with Christ
 - Life after knowing Christ



7. Learn to share your story in the shortest time possible (preferably no more than 10 minutes)
8. Learn to share your story in two ways
 - Without religious language of any kind (no mention of Jesus, the Bible, Christianity, etc.) for those with whom you will be sharing that are unbelievers or have no spiritual beliefs of any kind.
 - With religious language for those who have some spiritual beliefs and are open to spiritual discussion. If unsure, avoid religious language.

